



## Product Catalogue

Progrip Tig Series

SURELOK / EU/UK / USA Terminations



## About Us

Uniarc is part of a group of companies specializing in the production of Welding and Cutting torches.

With over 40 years experience, the group is positioned as a global leader at the heart of the welding torch industry.

Originally established in the United Kingdom in the 1980's, the company is now a fully-fledged, vertically integrated Chinese product innovator and manufacturer.

Our customers span a full cross section of the industry, ranging from general distribution to leading global original equipment manufacturers.

Our products are used in a broad cross-section of industrial sectors ranging from auto body repair to ship building.

Whether you need a standard off the shelf product or a customized branded option with your own colours, logos and packaging we have a one stop solution for your requirements.

Our team are here to help, contact us today if you need anymore information.



find out more [www.uniarctorchology.com](http://www.uniarctorchology.com)

# Progrip Tig Torch Range

Surelok Terminations



## Ranges

### Progrip Tig Torch Series

Progrip Tig Range - SURELOK	2
Progrip Tig Range - EU-UK	23
Progrip Tig Range - USA	41

## Contents

---

Features Focus	2
Range Overview	3
Specification Information	
Torch Bodies	6
Handles and Switches	8
Terminations	9
Switch Wire Plugs	12
Torch Package Configurator	13

---

### Torch Model

Progrip PG9	14
Progrip PG17	15
Progrip PG26	16
Progrip PG20	17
Progrip PG20S	18
Progrip PG18	19
Progrip PG18SC	20
Progrip PG125 Multijust	21
Progrip PG250 Multijust	22

---

### Wear Parts

Collets	57
Collet Bodies	58
Gas Lens Bodies	59
Ceramics	61
Quartz Tig Consumables	64
Consumables Parts	67
Wear Parts Configuration Tables	69

---

### Customized Branding Options

Handle Options	73
Label Options	74

## Progrip Tig Torch Range

### Features Focus

#### Torch Bodies

High temperature resistant silicon rubber provides a lightweight and durable cover.

#### Options Include:

Standard  
Flexible  
Multijust

#### Consumable parts

All wear and spare parts are fully interchangeable with the OEM.

#### Switches

Rapid field servicing is ensured through a "plug and play" switch and connector system.

An extensive choice of switch options are available.

Switches can be exchanged in under 5 seconds without the use of tools.



#### Handles

Two sizes of handle are utilized.

The ergonomically superior Tig handles feature soft grips, knuckle joints and screwless "plug and play" switch interchangeability.

#### Cable Systems

Optimum cable performance is guaranteed through the use of rubber cable materials.

Switch leads are shielded as standard.

Positioning of the torch is made easier by the combination of knuckle joints and a flexible leather section that covers the first metre of the torch immediately behind the handle.

#### Surelok Termination

The Surelok 50 Tig housing family has been engineered to offer a single interface mating solution between the Tig torch and the welding machine.

Based on a worldwide standard Dinse fitting, the new termination offers a simple and aesthetic solution to untidy machine / torch mounting problems.





# Progrip Tig Torch Range

Ratings: 125 Amp to 410 Amp



## Technical Data

Cooling Method

Rating: DC

AC

Duty Cycle:

Electrode Size:

Water cooling min. flow rate

Minimum water inlet pressure

Maximum water inlet pressure

Maximum water inlet

Minimum cooling power

### PG9

Air-Cooled

125A

90A

35%

1.0-2.4

### PG17

Air-Cooled

150A

105A

35%

1.0-3.2

### PG26

Air-Cooled

180A

125A

35%

1.0-4.0

Order Codes	12.5ft	SG9-S1-12-SL-GS1	SG17-S1-12-SL-GS1	SG26-S1-12-SL-GS1
	25ft	SG9-S1-25-SL-GS1	SG17-S1-25-SL-GS1	SG26-S1-25-SL-GS1

## Progrip Tig Torch Range

Ratings: 125 Amp to 410 Amp

### Technical Data

Cooling Method	Liquid-Cooled
Rating: DC	225A
AC	160A
Duty Cycle:	100%
Electrode Size:	1.0-3.2
Water cooling min. flow rate	1.0 L /min
Minimum water inlet pressure	2.0 Bar
Maximum water inlet pressure	5.0 Bar
Maximum water inlet	50°C
Minimum cooling power	700W

### PG20

Cooling Method	Liquid-Cooled
Rating: DC	225A
AC	160A
Duty Cycle:	100%
Electrode Size:	1.0-3.2
Water cooling min. flow rate	1.0 L /min
Minimum water inlet pressure	2.0 Bar
Maximum water inlet pressure	5.0 Bar
Maximum water inlet	50°C
Minimum cooling power	700W

### PG20S

Cooling Method	Liquid-Cooled
Rating: DC	340A
AC	240A
Duty Cycle:	100%
Electrode Size:	1.0-3.2
Water cooling min. flow rate	1.2 L /min
Minimum water inlet pressure	2.0 Bar
Maximum water inlet pressure	5.0 Bar
Maximum water inlet	50°C
Minimum cooling power	1000W

### PG18

Cooling Method	Liquid-Cooled
Rating: DC	380A
AC	270A
Duty Cycle:	100%
Electrode Size:	1.0-4.0
Water cooling min. flow rate	1.0 L /min
Minimum water inlet pressure	2.0 Bar
Maximum water inlet pressure	5.0 Bar
Maximum water inlet	50°C
Minimum cooling power	900W

### Order Codes

<b>12.5ft</b>	SG20-S1-12-SL-WR1-GS1	SG20S-S1-12-SL-WR1-GS1	SG18-S1-12-SL-WR1-GS1
<b>25ft</b>	SG20-S1-25-SL-WR1-GS1	SG20S-S1-25-SL-WR1-GS1	SG18-S1-25-SL-WR1-GS1

# Progrip Tig Torch Range

Ratings: 125 Amp to 410 Amp



## Technical Data

Cooling Method	Liquid-Cooled
Rating: DC	410A
AC	290A
Duty Cycle:	100%
Electrode Size:	1.0-4.8
Water cooling min. flow rate	1.0 L /min
Minimum water inlet pressure	2.0 Bar
Maximum water inlet pressure	5.0 Bar
Maximum water inlet	50°C
Minimum cooling power	1000W

## PG18SC

## PG125 Multijust

Air-Cooled
150A
105A
35%
1.0-3.2
-
-
-
-
-

## PG250 Multijust

Liquid-Cooled
250A
175A
100%
1.0-4.0
1.0 L /min
2.0 Bar
5.0 Bar
50°C
800W

Order Codes	12.5ft	SG18SC-S1-12-SL-WR1-GS1	SGSF125M-UM17-90-S1-12-SL-GS1	SGSF250M-UM9-90-S1-12-SL-WR1-GS1
	25ft	SG18SC-S1-25-SL-WR1-GS1	SGSF125M-UM17-90-S1-25-SL-GS1	SGSF250M-UM9-90-S1-25-SL-WR1-GS1

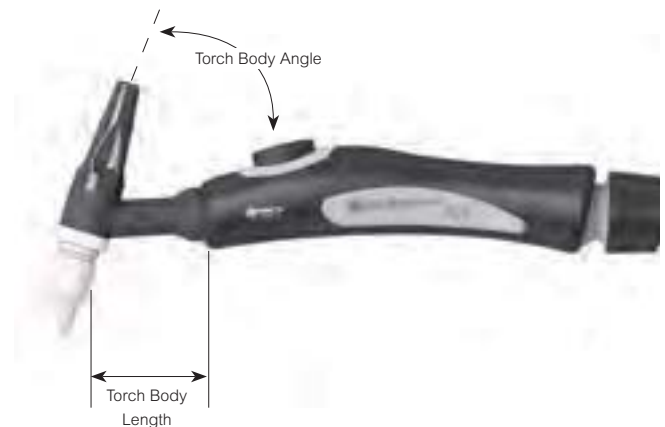
## Progrid Tig Torch Range

### Torch Body Options

Progrid Tig Torch Heads are 100% Weldcraft® OEM interchangeable.

Air and Liquid-Cooled torch bodies are offered with a choice of standard and flexible options. Flexible options have the ability to be gently manipulated into different positions.

In applications where torch head repositioning is a daily requirement, the special access series systems are recommended.



### Air-Cooled Series

#### Progrid PG9 Series Torch Body Options

0.040" - 3/32"/1.0mm-2.4mm electrodes.

Rating: 125A DC, 90A AC, @ 35%

<b>UWP9</b>  Angle=70° Length=44	<b>UWP9FX</b>  Angle=70° Length=44	<b>UWP9FXL</b>  Angle=90° Length=90
--	--	---

#### Progrid PG17 Series Torch Body Options

0.040" - 1/8"/1.0mm-3.2mm electrodes.



Rating: 150A DC, 105A AC, @ 35%

<b>UWP17</b>  Angle=70° Length=63	<b>UWP17FX</b>  Angle=70° Length=63	<b>UWP17FXL</b>  Angle=70° Length=86
---	---	--

#### Progrid PG26 Series Torch Body Options

0.040" - 5/32"/1.0mm-4.0mm electrodes.

Rating: 180A DC, 125A AC, @ 35%



<b>UWP26</b>  Angle=70° Length=77	<b>UWP26FX</b>  Angle=70° Length=77
---	---

### Liquid-Cooled Series

#### Progrid PG20 Series Torch Body Options

0.040" - 1/8"/1.0mm-3.2mm electrodes.

Rating: 225A DC, 160A AC, @ 100%

<b>UWP20</b>  Angle=70° Length=44	<b>UWP20FXL</b>  Angle=70° Length=58
---	--



# Progrid Tig Torch Range

## Torch Body Options

### Progrid PG20S Series Torch Body Options

0.040" - 1/8"/1.0mm-3.2mm electrodes.

Rating: 340A DC, 240A AC, @ 100%

#### UWP20S



Angle=70°  
Length=44

### Progrid PG18 Series Torch Body Options

0.040" - 5/32"/1.0mm-4.0mm electrodes.

Rating: 380A DC, 270A AC, @ 100%

#### UWP18



Angle=60°  
Length=70

#### UWP18FX



Angle=60°  
Length=70

### Progrid PG18SC Series Torch Body Options

0.040" - 3/16"/1.0mm-4.8mm electrodes.

Rating: 410A DC, 290A AC, @ 100%

#### UWP18SC



Angle=65°  
Length=79

## Special Access Series

### Progrid PG125 Multijust Series Torch Body Options

0.040" - 1/8"/1.0mm-3.2mm electrodes.

#### U125M



Angle=90° Length=43

#### U125M



Angle=90° Length=50

#### PG125 UM9-90

Rating: 95A DC, 65A AC @ 35%

#### PG125 UM17-90

Rating: 150A DC, 105A AC @ 35%

PG125, PG250 Multijust torch bodies are recommended in applications where repeated adjustments of the head position are an everyday occurrence. Available in Air-Cooled and Liquid-Cooled the heads are designed to rotate through 180° in the handle and through 360° from the 2 piece torch body. Two head sizes allows the full range of Weldcraft compatible spare parts across both models.

### Progrid PG250 Multijust Series Torch Body Options

0.040" - 5/32"/1.0mm-4.0mm electrodes.

#### U250M



Angle=90° Length=43

#### U250M



Angle=90° Length=50

#### PG250 UM9-90

Rating: 225A DC, 160A AC @ 100%

#### PG250 UM17-90

Rating: 250A DC, 175A AC @ 100%

#### Key Features:

- Multiple angles from one torch body style.
- Small and large head sizes with PG9 and PG18 series wear parts range interchangeability.
- Standard collet and collet body, stubby gas lens, standard gas lens and large gas lens wear parts configurations.

The PG225 flex neck system has been designed to provide easy access to difficult to reach areas with one torch package and multiple head sizes and angles.

Two sizes of ergonomic handle are utilized for the range.  
Torch packages are supplied with a 5 core self shielded "plug and play" switch wire assembly and a momentary switch as standard.

- Torch packages can be ordered with or without switches.
- All switch options interchange across the range.
- "Plug & Play" Switches can be replaced in 5 seconds without the use of tools.
- All Replacement switch kits include switch modules and housings.



## Progrip Tig Torch Range

### Handles and Switches



Open Canopy

Remove Switch



Switch Replacement

Canopy Replacement

Close Canopy

Part No	Description
1 UERBS	Blank Kit

Part No	Description
2 UER1MS	Momentary Kit

Part No	Description
3 UER1LS	Lever Momentary Kit

Part No	Description
4 UER1MT	Maintained Switch Kit

Part No	Description
5 UER2MS	2 Button Momentary Kit

Part No	Description
6 UER3MS	3 Button Momentary Kit

Part No	Description
7 UER4MS	4 Button Momentary Kit

Part No	Description
8 UER1MS-1	Button Momentary Kit+1K Vertical Potentiometer
UER1MS-5	Button Momentary Kit+5K Vertical Potentiometer
UER1MS-10	Button Momentary Kit+10K Vertical Potentiometer
UER1MS-25	Button Momentary Kit+25K Vertical Potentiometer

Part No	Description
9 UER1MT-1	Button Maintained Kit+1K Vertical Potentiometer
UER1MT-5	Button Maintained Kit+5K Vertical Potentiometer
UER1MT-10	Button Maintained Kit+10K Vertical Potentiometer
UER1MT-25	Button Maintained Kit+25K Vertical Potentiometer

Part No	Description
10 UER1MS-1H	Button Momentary Kit+1K Horizontal Potentiometer
UER1MS-5H	Button Momentary Kit+5K Horizontal Potentiometer
UER1MS-10H	Button Momentary Kit+10K Horizontal Potentiometer
UER1MS-25H	Button Momentary Kit+25K Horizontal Potentiometer

Part No	Description
11 UER1MT-1H	Button Maintained Kit+1K Horizontal Potentiometer
UER1MT-5H	Button Maintained Kit+5K Horizontal Potentiometer
UER1MT-10H	Button Maintained Kit+10K Horizontal Potentiometer
UER1MT-25H	Button Maintained Kit+25K Horizontal Potentiometer

Part No	Description
12 UER1MTS-1H	Rotate on/off 1K Potentiometer Switch Kit
UER1MTS-5H	Rotate on/off 5K Potentiometer Switch Kit
UER1MTS-10H	Rotate on/off 10K Potentiometer Switch Kit
UER1MTS-25H	Rotate on/off 25K Potentiometer Switch Kit

# Progrip Tig Torch Range

## Surelok Termination

### Air-Cooled


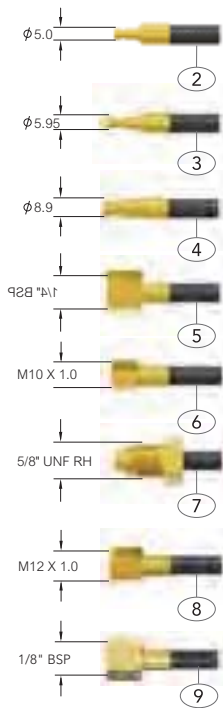
#### Surelok Kit Complete - Dinse 35mm

Part No.	Description	Model
UNSL3550-917-GS #	Air-Cooled Small Surelok Termination	9/17/125M
UNSL3550-26-GS #	Air-Cooled Large Surelok Termination	26

#### # Gas Supply Hose

Part No.	Description
1 GS1	Gas Supply Hose c/w 3/8" BSP
2 GS2	Gas Supply Hose c/w 5.0mm Quick Fit
3 GS3	Gas Supply Hose c/w 5.95mm Quick Fit
4 GS4	Gas Supply Hose c/w 8.9mm Quick Fit
5 GS5	Gas Supply Hose c/w 1/4" BSP
6 GS6	Gas Supply Hose c/w M10 x 1.0
7 GS7	Gas Supply Hose c/w 5/8" UNF RH
8 GS8	Gas Supply Hose c/w M12 x 1.0
9 GS9	Gas Supply Hose c/w 1/8" BSP

Gas Connection Options



## Surelok Gas Through Dinse 35mm

### Air-Cooled

#### Surelok Kit Complete - Gas Through Dinse 35mm

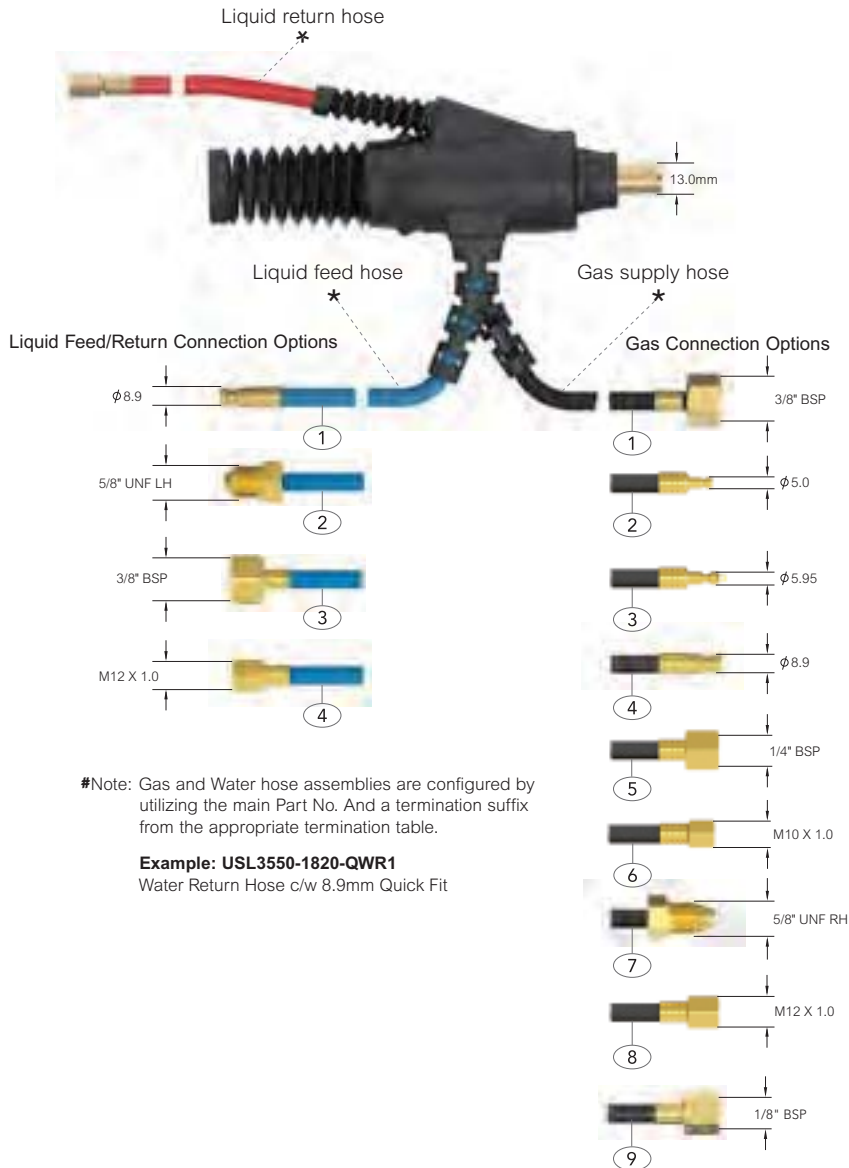
Part No.	Description	Model
PSL3550GT-917	Air-Cooled Small Surelok GT Termination	9/17/125M
PSL3550GT-26	Air-Cooled Large Surelok GT Termination	26



## Liquid-Cooled

### Surelok Kit Complete - Dinse 35mm

Part No.	Description	Model
UNSL3550-1820-WR #	Liquid-Cooled Surelok Termination	18/18SC/20/20S/250M



### # Liquid Feed Hose

Part No.	Description
1 WF1	Liquid Feed Hose c/w 8.9mm Quick Fit
2 WF2	Liquid Feed Hose c/w 5/8" UNF LH
3 WF3	Liquid Feed Hose c/w 3/8" BSP
4 WF4	Liquid Feed Hose c/w M12 x 1.0

### # Liquid Return Hose

Part No.	Description
1 WR1	Liquid Return Hose c/w 8.9mm Quick Fit
2 WR2	Liquid Return Hose c/w 5/8" UNF LH
3 WR3	Liquid Return Hose c/w 3/8" BSP
4 WR4	Liquid Return Hose c/w M12 x 1.0

### # Gas Supply Hose

Part No.	Description
1 GS1	Gas Supply Hose c/w 3/8" BSP
2 GS2	Gas Supply Hose c/w 5.0mm Quick Fit
3 GS3	Gas Supply Hose c/w 5.95mm Quick Fit
4 GS4	Gas Supply Hose c/w 8.9mm Quick Fit
5 GS5	Gas Supply Hose c/w 1/4" BSP
6 GS6	Gas Supply Hose c/w M10 x 1.0
7 GS7	Gas Supply Hose c/w 5/8" UNF RH
8 GS8	Gas Supply Hose c/w M12 x 1.0
9 GS9	Gas Supply Hose c/w 1/8" BSP

# Progrip Tig Torch Range

## Surelok Termination Options

### Air-Cooled-Gas Through

#### 35mm Series



#### Surelok Kit Complete - Gas Through Dinse 35mm - FRN

Part No.	Description	Model
UFRSL3550G-917	Air-Cooled Small Surelok GT Termination	9/17/125M
UFRSL3550G-26	Air-Cooled Large Surelok GT Termination	26

### Liquid-Cooled-Gas Through

#### 35mm Series

#### Surelok Kit Complete - Gas Through Dinse 35mm - FRN

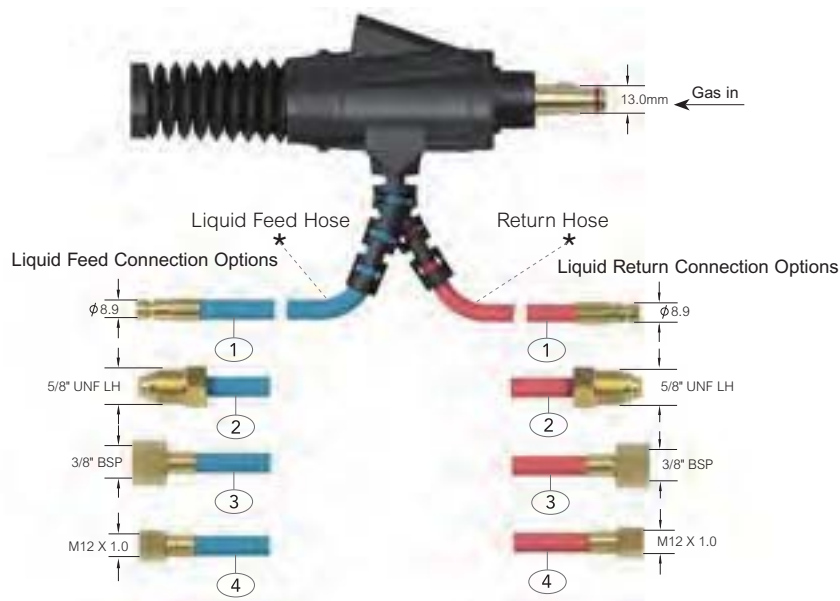
Part No.	Description	Model
UFRSL3550W-1820-WR#	Liquid-Cooled Surelok GT Termination	18/18SC/20/20S/250M

#### # Water Feed Hose

Part Number	Description
1 WF1	Liquid Feed Hose c/w 8.9mm Quick Fit
2 WF2	Liquid Feed Hose c/w 5/8" UNF LH
3 WF3	Liquid Feed Hose c/w 3/8" BSP
4 WF4	Liquid Feed Hose c/w M12 x 1.0

#### # Water Return Hose

Part Number	Description
1 WR1	Liquid Return Hose c/w 8.9mm Quick Fit
2 WR2	Liquid Return Hose c/w 5/8" UNF LH
3 WR3	Liquid Return Hose c/w 3/8" BSP
4 WR4	Liquid Return Hose c/w M12 x 1.0





## Progrip Tig Torch Range

### Switch Wire Plugs



#### Kit Order Codes

Part Number	Description
UERP0	2 Pin Amphenol Plug

#### Kit Order Codes

Part Number	Description
UERP1	4 Pin Amphenol Plug

#### Kit Order Codes

Part Number	Description
UERP2	5 Pin Amphenol Plug

#### Kit Order Codes

Part Number	Description
UERP3	6 Pin Amphenol Plug

#### Kit Order Codes

Part Number	Description
UERP4	14 Pin Amphenol Plug

#### Kit Order Codes

Part Number	Description
UERP6-5	5 Pin Amphenol Plug

#### Kit Order Codes

Part Number	Description
UERP7	3 Pin Tuchel Plug

#### Kit Order Codes

Part Number	Description
UERP8	9 Pin Tuchel Plug

#### Kit Order Codes

Part Number	Description
UERP9	5 Pin Tuchel Plug

#### Kit Order Codes

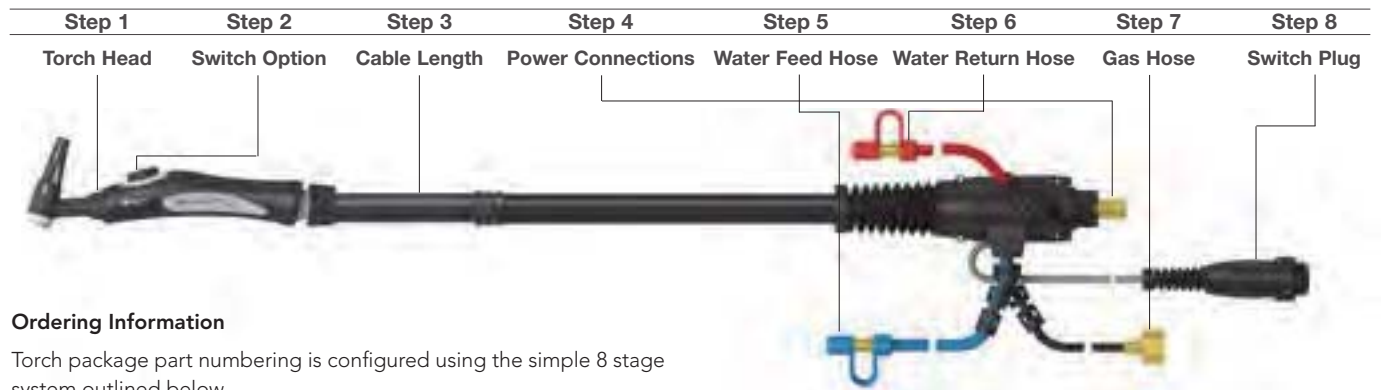
Part Number	Description
UERP11	7 Pin Uniarc Plug

#### Kit Order Codes

Part Number	Description
UXS12-J3P	3 Pin Plug

# Progrip Tig Torch Range

## Torch Package Configurator



### Ordering Information

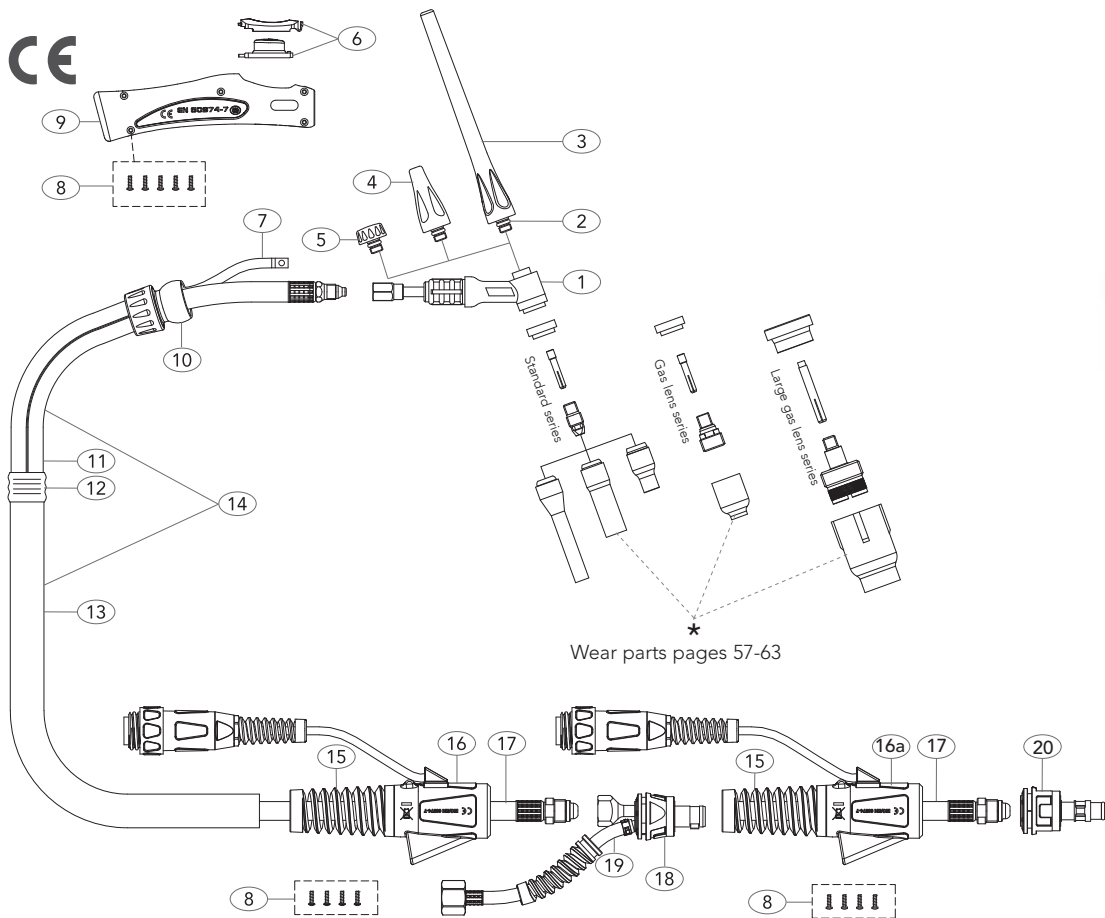
Torch package part numbering is configured using the simple 8 stage system outlined below.

1. Select the correct model of torch head
2. Select the switch option required
3. Select the length of cable required
4. Select the power cable termination required
5. Select the correct water feed hose connections
6. Select the correct water return connection
7. Select the correct gas connection
8. Add a cable plug if required

### Example:- SG18FX-S1-12-SL-WF1-WR1-GS5-UERCP0

Progrip PG18FX Torch x 12ft with momentary switch, quick fit water, 1/4" BSP gas and 2 pin amphenol plug.

Step 1	Step 2	Step 3	Step 4	Step 5	Step 6	Step 7	Step 8																																																		
Torch Head	Switch Option	Cable Length	Power Connections	Water Feed Hose	Water Return Hose	Gas Hose	Switch Plug																																																		
<table><tr><th>Part No.</th><th>Description</th></tr><tr><td>SG9</td><td>125A DC</td></tr><tr><td>SG9FX</td><td>125A DC FLEX</td></tr><tr><td>SG9FXL</td><td>125A DC FLEX LONG</td></tr><tr><td>SG17</td><td>150A DC</td></tr><tr><td>SG17FX</td><td>150A DC FLEX</td></tr><tr><td>SG17FXL</td><td>150A DC FLEX LONG</td></tr><tr><td>SG26</td><td>180A DC</td></tr><tr><td>SG26FX</td><td>180A DC FLEX</td></tr></table>		Part No.	Description	SG9	125A DC	SG9FX	125A DC FLEX	SG9FXL	125A DC FLEX LONG	SG17	150A DC	SG17FX	150A DC FLEX	SG17FXL	150A DC FLEX LONG	SG26	180A DC	SG26FX	180A DC FLEX		<table><tr><th colspan="2">Power Connections</th></tr><tr><th>Part No.</th><th>Description</th></tr><tr><td>SL</td><td>Surelok Style 35mm</td></tr><tr><td>SL1625</td><td>Surelok Style 16mm</td></tr></table>	Power Connections		Part No.	Description	SL	Surelok Style 35mm	SL1625	Surelok Style 16mm				<table><tr><th>Part No.</th><th>Description</th></tr><tr><td>UERCP0</td><td>2 Pin Amphenol Plug</td></tr><tr><td>UERCP1</td><td>4 Pin Amphenol Plug</td></tr><tr><td>UERCP2</td><td>5 Pin Amphenol Plug</td></tr><tr><td>UERCP3</td><td>6 Pin Amphenol Plug</td></tr><tr><td>UERCP4</td><td>14 Pin Amphenol Plug</td></tr><tr><td>UERCP6-5</td><td>5 Pin Amphenol Plug</td></tr><tr><td>UERCP7</td><td>3 Pin Tuchel Plug</td></tr><tr><td>UERCP8</td><td>9 Pin Tuchel Plug</td></tr><tr><td>UERCP9</td><td>5 Pin Tuchel Plug</td></tr><tr><td>UERCP11</td><td>7 Pin Tuchel Plug</td></tr><tr><td>UXS12-J3P</td><td>3 Pin Plug</td></tr></table>	Part No.	Description	UERCP0	2 Pin Amphenol Plug	UERCP1	4 Pin Amphenol Plug	UERCP2	5 Pin Amphenol Plug	UERCP3	6 Pin Amphenol Plug	UERCP4	14 Pin Amphenol Plug	UERCP6-5	5 Pin Amphenol Plug	UERCP7	3 Pin Tuchel Plug	UERCP8	9 Pin Tuchel Plug	UERCP9	5 Pin Tuchel Plug	UERCP11	7 Pin Tuchel Plug	UXS12-J3P	3 Pin Plug
Part No.	Description																																																								
SG9	125A DC																																																								
SG9FX	125A DC FLEX																																																								
SG9FXL	125A DC FLEX LONG																																																								
SG17	150A DC																																																								
SG17FX	150A DC FLEX																																																								
SG17FXL	150A DC FLEX LONG																																																								
SG26	180A DC																																																								
SG26FX	180A DC FLEX																																																								
Power Connections																																																									
Part No.	Description																																																								
SL	Surelok Style 35mm																																																								
SL1625	Surelok Style 16mm																																																								
Part No.	Description																																																								
UERCP0	2 Pin Amphenol Plug																																																								
UERCP1	4 Pin Amphenol Plug																																																								
UERCP2	5 Pin Amphenol Plug																																																								
UERCP3	6 Pin Amphenol Plug																																																								
UERCP4	14 Pin Amphenol Plug																																																								
UERCP6-5	5 Pin Amphenol Plug																																																								
UERCP7	3 Pin Tuchel Plug																																																								
UERCP8	9 Pin Tuchel Plug																																																								
UERCP9	5 Pin Tuchel Plug																																																								
UERCP11	7 Pin Tuchel Plug																																																								
UXS12-J3P	3 Pin Plug																																																								
<table><tr><td>SG20</td><td>225A DC</td></tr><tr><td>SG20FXL</td><td>225A DC FLEX LONG</td></tr><tr><td>SG20S</td><td>340A DC</td></tr><tr><td>SG18</td><td>380A DC</td></tr><tr><td>SG18FX</td><td>380A DC FLEX</td></tr><tr><td>SG18SC</td><td>410A DC</td></tr></table>		SG20	225A DC	SG20FXL	225A DC FLEX LONG	SG20S	340A DC	SG18	380A DC	SG18FX	380A DC FLEX	SG18SC	410A DC			<table><tr><th colspan="2"># Water Feed Hose</th></tr><tr><th>Part Number</th><th>Description</th></tr><tr><td>WF1</td><td>Water Feed Hose c/w 8.9mm Quick Fit</td></tr><tr><td>WF2</td><td>Water Feed Hose c/w 5/8" UNF LH</td></tr><tr><td>WF3</td><td>Water Feed Hose c/w 3/8" BSP</td></tr><tr><td>WF4</td><td>Water Feed Hose c/w M12 x 1.0</td></tr></table>	# Water Feed Hose		Part Number	Description	WF1	Water Feed Hose c/w 8.9mm Quick Fit	WF2	Water Feed Hose c/w 5/8" UNF LH	WF3	Water Feed Hose c/w 3/8" BSP	WF4	Water Feed Hose c/w M12 x 1.0																													
SG20	225A DC																																																								
SG20FXL	225A DC FLEX LONG																																																								
SG20S	340A DC																																																								
SG18	380A DC																																																								
SG18FX	380A DC FLEX																																																								
SG18SC	410A DC																																																								
# Water Feed Hose																																																									
Part Number	Description																																																								
WF1	Water Feed Hose c/w 8.9mm Quick Fit																																																								
WF2	Water Feed Hose c/w 5/8" UNF LH																																																								
WF3	Water Feed Hose c/w 3/8" BSP																																																								
WF4	Water Feed Hose c/w M12 x 1.0																																																								



#### MODEL

Description	Part Number	
Progrip Tig Torch Package - Surelok	12.5ft	25ft
Progrip Tig Torch Package - Gas Through	SG9-S1-12-SL-GS1	SG9-S1-25-SL-GS1
	SG9-S1-12-GT	SG9-S1-25-GT

#### SPARE PARTS

Part Number	Description	Part Number	Description
1 UWP9	Torch Body Standard	15 USLH917-S	Cable Support Small
2 U98W77	Back Cap 'O' Ring	16 UNSLH917-H	Surelok Housing Small
3 U41V24	Back Cap Long	16a FR-UNSLH917-H	Surelok Housing Small
4 U41V35	Back Cap Medium	17 USLHD57Y01ARP	Power Cable x 12.5ft Surelok
5 U41V33	Back Cap Short	USLHD57Y03ARP	Power Cable x 25ft Surelok
6 UER1MS	Momentary Kit	18 UNSL3550	Surelok Body
7 UERSWL4	Trigger Lead 12.5ft	19 *UNSL-1-GS#	Gas Supply Hose
8 UERSWL8	Trigger Lead 25ft	20 UFRSL3550G	Gas Through Surelok Body
9 UERSP1	Screw Pack		
10 UERH100	Small Ergo Tig Handle		
11 UERKJ100	Small Knuckle Joint		
12 UERLC100-08	Leather Cover x 0.8mt		
13 UERJK100	Jointing Repair Kit		
14 UERNCS-32	Neoprene Cover Assembly x 3.2mt		
UERNCS-72	Neoprene Cover Assembly x 7.2mt		
15 UERCO100-40	Sheath x 12.5ft Inc Leather Cover		
UERCO100-80	Sheath x 25ft Inc Leather Cover		

\*Note: Gas supply hose is specified by utilizing the part number and a termination suffi x from the gas supply hose table on page 9.

#### Example: UNSL-1-GS1

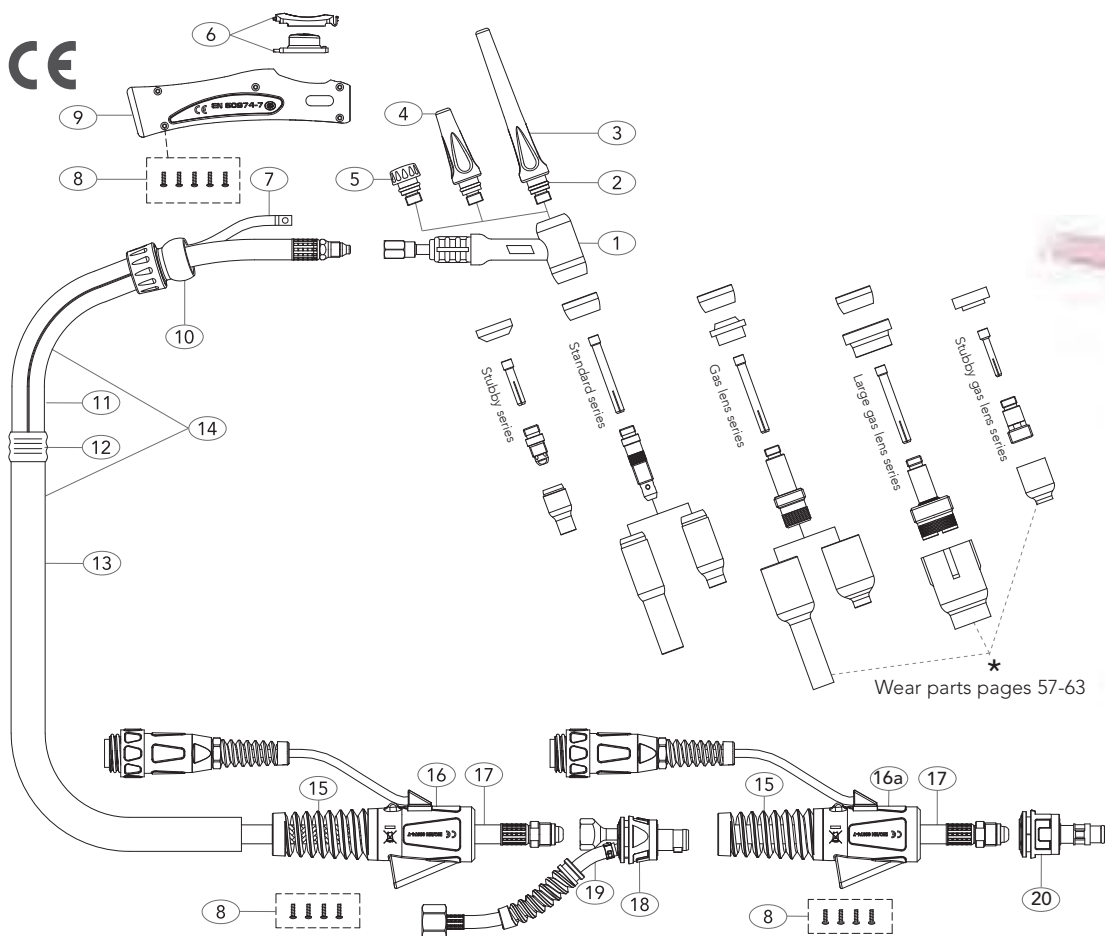
Gas supply hose c/w 3/8" BSP fitting

Standard products can be customized & branded as necessary.

All products conform to EN60974-7, **CE** and are RoHS2, REACH and WEEE compliant

## PG17 Air-Cooled Tig Welding Torch

Rating: 150A DC, 105A AC @35% duty cycle.



### MODEL

Description	Part Number	
	12.5ft	25ft
Progrip Tig Torch Package - Surelok	SG17-S1-12-SL-GS1	SG17-S1-25-SL-GS1
Progrip Tig Torch Package - Gas Through	SG17-S1-12-GT	SG17-S1-25-GT

### SPARE PARTS

Part Number	Description	Part Number	Description
1 UWP17	Torch Body Standard	15 USLH917-S	Cable Support Small
2 U98W18	Back Cap 'O' Ring	16 UNSLH917-H	Surelok Housing Small
3 U57Y02	Back Cap Long	16a FR-UNSLH917-H	Surelok Housing Small
4 U300M	Back Cap Medium	17 USLHD57Y01ARP	Power Cable x 12.5ft Surelok
5 U57Y04	Back Cap Short	USLHD57Y03ARP	Power Cable x 25ft Surelok
6 UER1MS	Momentary Kit	18 UNSL3550	Surelok Body
7 UERSWL4	Trigger Lead 12.5ft	19 *UNSL-1-GS#	Gas Supply Hose
UERSWL8	Trigger Lead 25ft	20 UFRSL3550G	Gas Through Surelok Body
8 UERSP1	Screw Pack		
9 UERH100	Small Ergo Tig Handle		
10 UERKJ100	Small Knuckle Joint		
11 UERLC100-08	Leather Cover x 0.8mt		
12 UERJK100	Jointing Repair Kit		
13 UERNCS-32	Neoprene Cover Assembly x 3.2mt		
UERNCS-72	Neoprene Cover Assembly x 7.2mt		
14 UERCO100-40	Sheath x 12.5ft Inc Leather Cover		
UERCO100-80	Sheath x 25ft Inc Leather Cover		

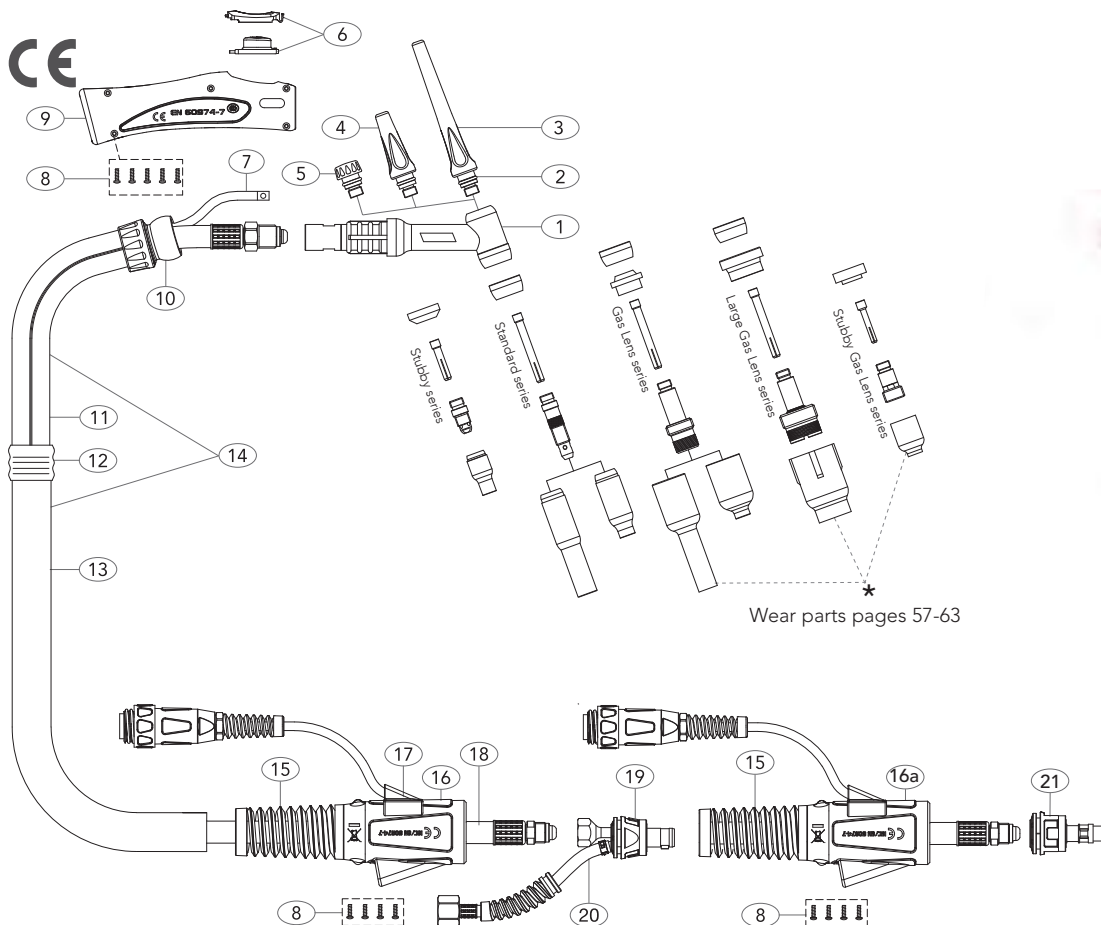
\*Note: Gas supply hose is specified by utilizing the part number and a termination suffix from the gas supply hose table on page 9.

#### Example: UNSL-1-GS1

Gas supply hose c/w 3/8" BSP fitting

Standard products can be customized & branded as necessary.

All products conform to EN60974-7, CE and are RoHS2, REACH and WEEE compliant



#### MODEL

Description	Part Number	
	12.5ft	25ft
Progrip Tig Torch Package - Surelok	SG26-S1-12-SL-GS1	SG26-S1-25-SL-GS1
Progrip Tig Torch Package - Gas Through	SG26-S1-12-GT	SG26-S1-25-GT

#### SPARE PARTS

Part Number	Description	Part Number	Description
1	UWP26 Torch Body Standard	15	USLH26-S Cable Support Large
2	U98W18 Back Cap 'O' Ring	16	UNSLH26-H Surelok Housing Large
3	U57Y02 Back Cap Long	16a	FR-UNSLH26-H Surelok Housing Large
4	U300M Back Cap Medium	17	ATSLH26-C-N Surelok Housing Cover
5	U57Y04 Back Cap Short	18	USL46V28ARP Power Cable x 12.5ft Surelok
6	UER1MS Momentary Kit		USL46V30ARP Power Cable x 25ft Surelok
7	UERSWL4 Trigger Lead 12.5ft	19	UNSL3550 Surelok Body
	UERSWL8 Trigger Lead 25ft	20	*UNSL-1-GS# Gas Supply Hose
8	UERSP1 Screw Pack	21	UFRSL3550G Gas Through Surelok Body
9	UERH200 Large Ergo Tig Handle		
10	UERKJ200 Large Knuckle Joint		
11	UERLC200-08 Leather Cover x 0.8mt		
12	UERJK200 Jointing Repair Kit		
13	UERNCL-32 Neoprene Cover Assembly x 3.2mt		
	UERNCL-72 Neoprene Cover Assembly x 7.2mt		
14	UERCO200-40 Sheath x 12.5ft Inc Leather Cover		
	UERCO200-80 Sheath x 25ft Inc Leather Cover		

\*Note: Gas supply hose is specified by utilizing the part number and a termination suffix from the gas supply hose table on page 9.

**Example: UNSL-1-GS1**  
Gas supply hose c/w 3/8" BSP fitting

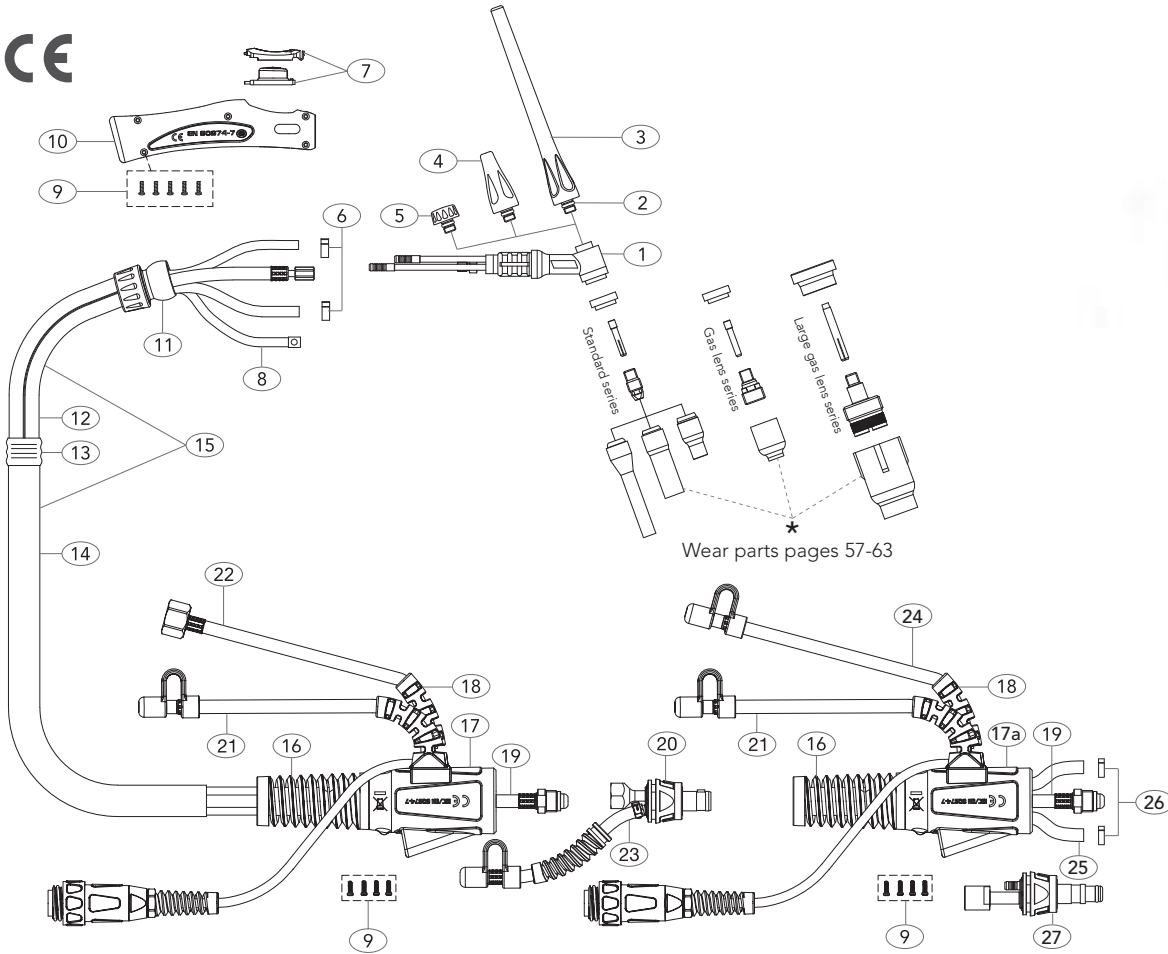
Standard products can be customized & branded as necessary.

All products conform to EN60974-7, **CE** and are RoHS2, REACH and WEEE compliant



## PG20 Liquid-Cooled Tig Welding Torch

Rating: 225A DC, 160A AC @100% duty cycle.



### MODEL

Description	Part Number	
	12.5ft	25ft
Progrip Tig Torch Package - Surelok	SG20-S1-12-SL-WR1-GS1	SG20-S1-25-SL-WR1-GS1
Progrip Tig Torch Package - Gas Through	SG20-S1-12-GT-WF1-WR1	SG20-S1-25-GT-WF1-WR1

### SPARE PARTS

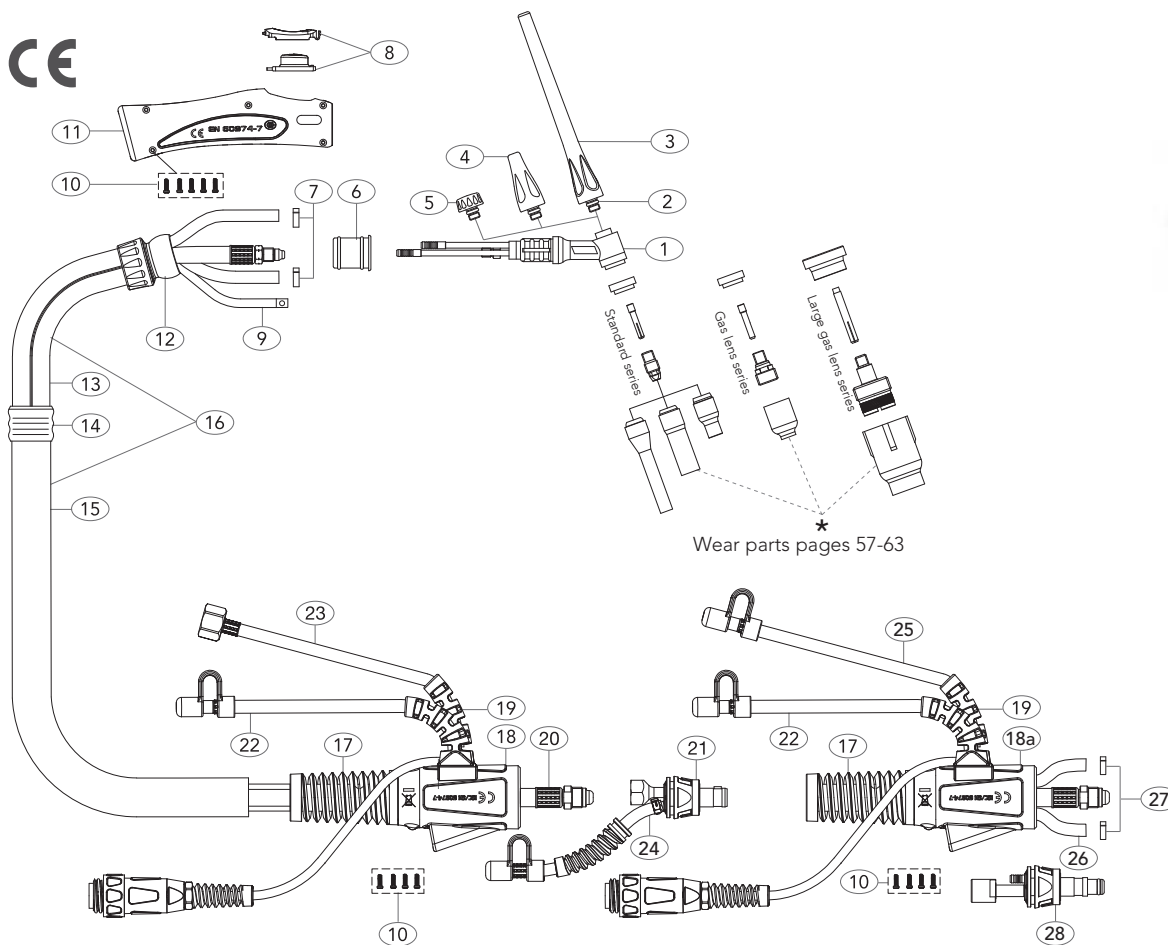
Part Number	Description	Part Number	Description
1 UWP20	Torch Body Standard	17a FR-UNSLH26-H	Surelok Housing Large
2 U98W77	Back Cap 'O' Ring	18 USLH1820-S	Surelok Hose Support
3 U41V24	Back Cap Long	19 USL45V03ARP	Power Cable x 12.5ft Surelok
4 U41V35	Back Cap Medium	USL45V04ARP	Power Cable x 25ft Surelok
5 U41V33	Back Cap Short	20 UNSL3550	Surelok Body
6 UB5025S	Hose Clamp 8.0mm	21 *UN45V07RP-WF#	Water Feed Hose x 12.5ft
7 UER1MS	Momentary Kit	*UN45V08RP-WF#	Water Feed Hose x 25ft
8 UERSWL4	Trigger Lead 12.5ft	22 *U45V09-GS#	Gas Supply Hose x 12.5ft PVC
UERSWL8	Trigger Lead 25ft	*U45V10-GS#	Gas Supply Hose x 25ft PVC
9 UERSP1	Screw Pack	23 *UNSL-1-WR#	Water Return Hose PVC
10 UERH100	Small Ergo Tig Handle	24 *UNFRSL-1-WR#	Gas Through Water Return Hose PVC
11 UERKJ100	Small Knuckle Joint	25 UFR45V09	Gas Through Gas Hose x 12.5ft PVC
12 UERLC100-08	Leather Cover x 0.8mt	UFR45V10	Gas Through Gas Hose x 25ft PVC
13 UERJK100	Joint Repair Kit	26 UB5041	Hose Clamp 8.7mm
14 UERNCS-32	Neoprene Cover Assembly x 3.2mt	27 UFRSL3550W	Gas Through Surelok Body
UERNCS-72	Neoprene Cover Assembly x 7.2mt		
15 UERCO100-40	Sheath x 12.5ft Inc Leather Cover		
UERCO100-80	Sheath x 25ft Inc Leather Cover		
16 USLH26-S	Cable Support Large		
17 UNSLH26-H	Surelok Housing Large		

\*Note: Gas and Water hose assemblies are configured by utilizing the main part number and a termination suffix from the appropriate termination table on page 9.

**Example: UN45V07RP-WF1**  
Water feed hose c/w Quick Fit

Standard products can be customized & branded as necessary.

All products conform to EN60974-7, CE and are RoHS2, REACH and WEEE compliant



#### MODEL

Description	Part Number	
	12.5ft	25ft
Progrip Tig Torch Package - Surelok	SG20S-S1-12-SL-WR1-GS1	SG20S-S1-25-SL-WR1-GS1
Progrip Tig Torch Package - Gas Through	SG20S-S1-12-GT-WF1-WR1	SG20S-S1-25-GT-WF1-WR1

#### SPARE PARTS

Part Number	Description	Part Number	Description
1 UWP20S	Torch Body Standard	18 UNSLH26-H	Surelok Housing Large
2 U98W77	Back Cap 'O' Ring	18a FR-UNSLH26-H	Surelok Housing Large
3 U41V24	Back Cap Long	19 USLH1820-S	Surelok Hose Support
4 U41V35	Back Cap Medium	20 USL45V03SARP	Power Cable x 12.5ft Surelok
5 U41V33	Back Cap Short	USL45V04SARP	Power Cable x 25ft Surelok
6 UMIG-WP17-RING-KIT	Location Sleeve Assembly	21 UNSL3550	Surelok Body
7 UB5025S	Hose Clamp 8.0mm	22 *UN45V07RP-WF#	Water Feed Hose x 12.5ft
8 UER1MS	Momentary Kit	*UN45V08RP-WF#	Water Feed Hose x 25ft
9 UERSWL4	Trigger Lead 12.5ft	23 *U45V09-GS#	Gas Supply Hose x 12.5ft
UERSWL8	Trigger Lead 25ft	*U45V10-GS#	Gas Supply Hose x 25ft
10 UERSP1	Screw Pack	24 *UNSL-1-WR#	Water Return Hose
11 UERH200	Large Ergo Tig Handle	25 *UNFRSL-1-WR#	Gas Through Water Return Hose
12 UERKJ200	Large Knuckle Joint	26 UFR45V09	Gas Through Gas Hose x 12.5ft
13 UERLC200-08	Leather Cover x 0.8mt	UFR45V10	Gas Through Gas Hose x 25ft
14 UERJK200	Jointing Repair Kit	27 UB5041	Hose Clamp 8.7mm
15 UERNCL-32	Neoprene Cover Assembly x 3.2mt	28 UFRSL3550W	Gas Through Surelok Body
UERNCL-72	Neoprene Cover Assembly x 7.2mt		
16 UERCO200-40	Sheath x 12.5ft Inc Leather Cover		
UERCO200-80	Sheath x 25ft Inc Leather Cover		
17 USLH26-S	Cable Support Large		

\*Note: Gas and Water hose assemblies are configured by utilizing the main part number and a termination suffix from the appropriate termination table on page 9.

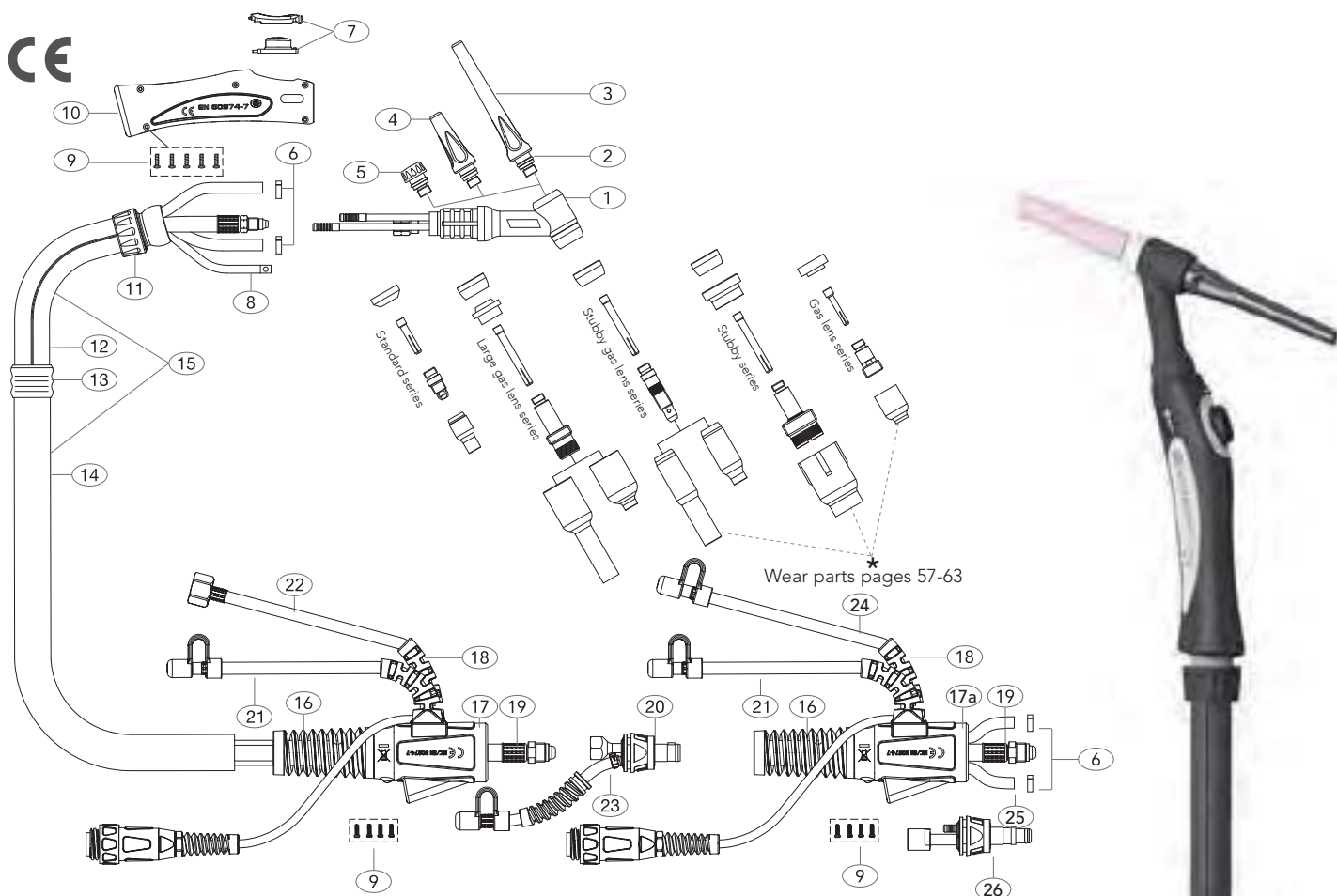
**Example: UN45V07RP-WF1**  
Water feed hose c/w Quick Fit

Standard products can be customized & branded as necessary.

All products conform to EN60974-7, CE and are RoHS2, REACH and WEEE compliant

# PG18 Liquid-Cooled Tig Welding Torch

Rating: 380A DC, 270A AC @100% duty cycle.



## MODEL

Description	Part Number	
	12.5ft	25ft
Progrip Tig Torch Package - Surelok	SG18-S1-12-SL-WR1-GS1	SG18-S1-25-SL-WR1-GS1
Progrip Tig Torch Package - Gas Through	SG18-S1-12-GT-WF1-WR1	SG18-S1-25-GT-WF1-WR1

## SPARE PARTS

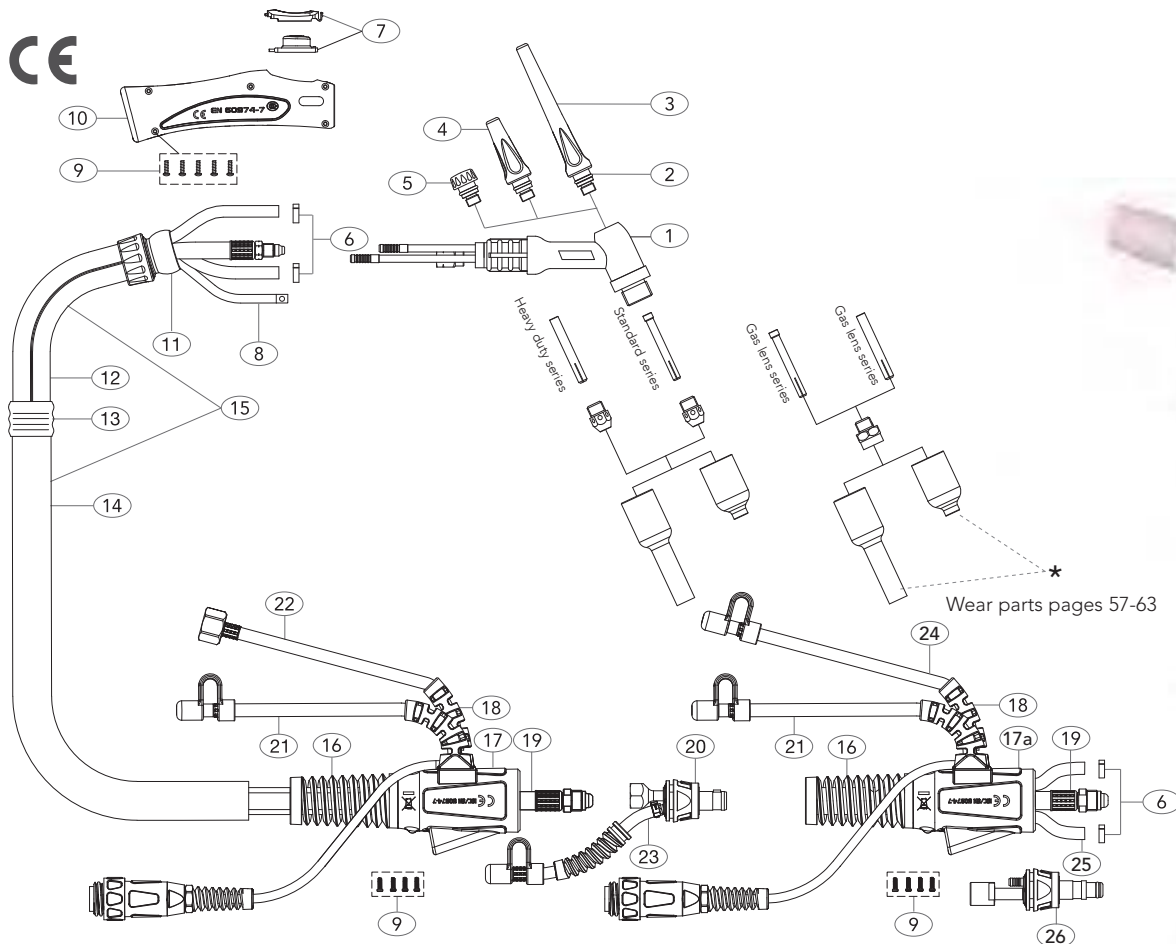
Part Number	Description	Part Number	Description
1 UWP18	Torch Body Standard	17a FR-UNSLH26-H	Surelok Housing Large
2 U98W18	Back Cap 'O' Ring	18 USLH1820-S	Surelok Hose Support
3 U57Y02	Back Cap Long	19 USL40V64ARP	Power Cable x 12.5ft Surelok
4 U300M	Back Cap Medium	USL41V29ARP	Power Cable x 25ft Surelok
5 U57Y04	Back Cap Short	20 UNSL3550	Surelok Body
6 UB5024	Water Hose Clamp 9.5mm	21 *U45V07RP-WF#	Water Feed Hose x 12.5ft
7 UER1MS	Momentary Kit	*U45V08RP-WF#	Water Feed Hose x 25ft
8 UERSWL4	Trigger Lead 12.5ft	22 *U45V09RP-GS#	Gas Supply Hose x 12.5ft O/B Rubber
UERSWL8	Trigger Lead 25ft	*U45V10RP-GS#	Gas Supply Hose x 25ft O/B Rubber
9 UERSP1	Screw Pack	23 *UNSL-1-WR#	Water Return Hose
10 UERH200	Large Ergo Tig Handle	24 *UNFRSL-1-WR#	Gas Through Water Return Hose
11 UERKJ200	Large Knuckle Joint	25 UFR45V09RP	Gas Through Gas Hose x 12.5ft
12 UERLC200-08	Leather Cover x 0.8mt	UFR45V10RP	Gas Through Gas Hose x 25ft
13 UERJK200	Joining Repair Kit	26 UFRSL3550W	Gas Through Surelok Body
14 UERNCL-32	Neoprene Cover Assembly x 3.2mt		
UERNCL-72	Neoprene Cover Assembly x 7.2mt		
15 UERCO200-40	Sheath x 12.5ft Inc Leather Cover		
UERCO200-80	Sheath x 25ft Inc Leather Cover		
16 USLH26-S	Cable Support Large		
17 UNSLH26-H	Surelok Housing Large		

\*Note: Gas and Water hose assemblies are configured by utilizing the main part number and a termination suffix from the appropriate termination table on page 9.

**Example: U45V07RP-WF1**  
Water feed hose c/w Quick Fit

Standard products can be customized & branded as necessary.

All products conform to EN60974-7, CE and are RoHS2, REACH and WEEE compliant



#### MODEL

Description	Part Number	
	12.5ft	25ft
Progrip Tig Torch Package - Surelok	SG18SC-S1-12-SL-WR1-GS1	SG18SC-S1-25-SL-WR1-GS1
Progrip Tig Torch Package - Gas Through	SG18SC-S1-12-GT-WF1-WR1	SG18SC-S1-25-GT-WF1-WR1

#### SPARE PARTS

Part Number	Description	Part Number	Description
1 UWP18SC	Torch Body	17a FR-UNSLH26-H	Surelok Housing Large
2 U98W18	Back Cap 'O' Ring	18 USLH1820-S	Surelok Hose Support
3 U57Y02	Back Cap Long	19 USLHD40V64ARP	Power Cable x 12.5ft Surelok
4 U300M	Back Cap Medium	USL41V29ARP	Power Cable x 25ft Surelok
5 U57Y04	Back Cap Short	20 UNSL3550	Surelok Body
6 UB5024	Hose Clamp 9.5mm	21 *U45V07RP-WF#	Water Feed Hose x 12.5ft
7 UER1MS	Momentary Kit	*U45V08RP-WF#	Water Feed Hose x 25ft
8 UERSWL4	Trigger Lead 12.5ft	22 *U45V09RP-GS#	Gas Supply Hose x 12.5ft O/B Rubber
UERSWL8	Trigger Lead 25ft	*U45V10RP-GS#	Gas Supply Hose x 25ft O/B Rubber
9 UERSP1	Screw Pack	23 *UNSL-1-WR#	Water Return Hose
10 UERH200	Large Ergo Tig Handle	24 *UNFRSL-1-WR#	Gas Through Water Return Hose
11 UERKJ200	Large Knuckle Joint	25 UFR45V09RP	Gas Through Gas Hose x 12.5ft
12 UERLC200-08	Leather Cover x 0.8mt	UFR45V10RP	Gas Through Gas Hose x 25ft
13 UERJK200	Joining Repair Kit	26 UFRSL3550W	Gas Through Surelok Body
14 UERNCL-32	Neoprene Cover Assembly x 3.2mt		
UERNCL-72	Neoprene Cover Assembly x 7.2mt		
15 UERCO200-40	Sheath x 12.5ft Inc Leather Cover		
UERCO200-80	Sheath x 25ft Inc Leather Cover		
16 USLH26-S	Cable Support Large		
17 UNSLH26-H	Surelok Housing Large		

\*Note: Gas and Water hose assemblies are configured by utilizing the main part number and a termination suffix from the appropriate termination table on page 9.

**Example: U45V07RP-WF1**

Water feed hose c/w Quick Fit

Standard products can be customized & branded as necessary.

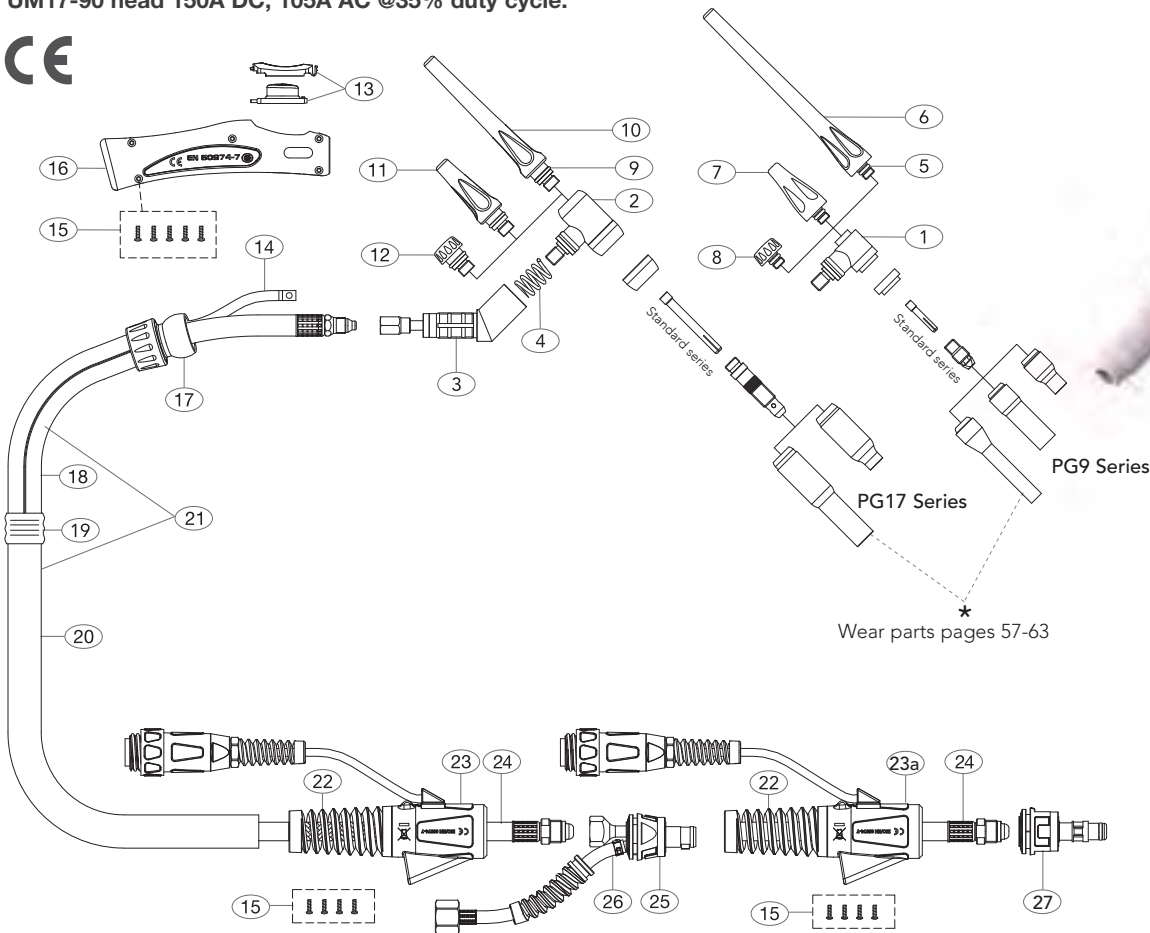
All products conform to EN60974-7, CE and are RoHS2, REACH and WEEE compliant



## PG125 Multijust Air-Cooled Tig Welding Torch

Rating: UM9-90 head 95A DC, 65A AC @35% duty cycle.

UM17-90 head 150A DC, 105A AC @35% duty cycle.



### MODEL

Description	Part Number	
	12.5ft	25ft
Progrip Tig Torch Package - Surelok	SGSF125M-UM17-90-S1-12-SL-GS1	SGSF125M-UM17-90-S1-25-SL-GS1
Progrip Tig Torch Package - Gas Through	SGSF125M-UM17-90-S1-12-GT	SGSF125M-UM17-90-S1-25-GT

### SPARE PARTS

Part Number	Description	Part Number	Description
1	UM9-90 Torch Head	20	UERNCS-32 Neoprene Cover Assembly x 3.2mt
2	UM17-90 Torch Head 90° (Standard Set Up)		UERNCS-72 Neoprene Cover Assembly x 7.2mt
3	U125M Torch Body	21	UERCO100-40 Sheath x 12.5ft Inc Leather Cover
4	4276270 Spring		UERCO100-80 Sheath x 25ft Inc Leather Cover
5	U98W77 Back Cap 'O' Ring	22	USLH917-S Cable Support Small
6	U41V24 Back Cap Long	23	UNSLH917-H Surelok Housing Small
7	U41V35 Back Cap Medium	23a	FR-UNSLH917-H Surelok Housing Small
8	U41V33 Back Cap Short	24	USLHD57Y01ARP Power Cable x 12.5ft Surelok
9	U98W18 Back Cap 'O' Ring		USLHD57Y03ARP Power Cable x 25ft Surelok
10	U57Y02 Back Cap Long	25	UNSL3550 Surelok Body
11	U300M Back Cap Medium	26	*UNSL-1-GS# Gas Supply Hose
12	U57Y04 Back Cap Short	27	UFRSL3550G Gas Through Surelok Body
13	UER1MS Momentary Kit		
14	UERSWL4 Trigger Lead 12.5ft		
	UERSWL8 Trigger Lead 25ft		
15	UERSP1 Screw Pack		
16	UERH100 Small Ergo Tig Handle		
17	UERKJ100 Small Knuckle Joint		
18	UERLC100-08 Leather Cover x 0.8mt		
19	UERJK100 Jointing Repair Kit		

\*Note: Gas supply hose is specified by utilizing the part number and a termination suffix from the gas supply hose table on page 9.

#### Example: UNSL-1-GS1

Gas supply hose c/w 3/8" BSP fitting

Standard products can be customized & branded as necessary.

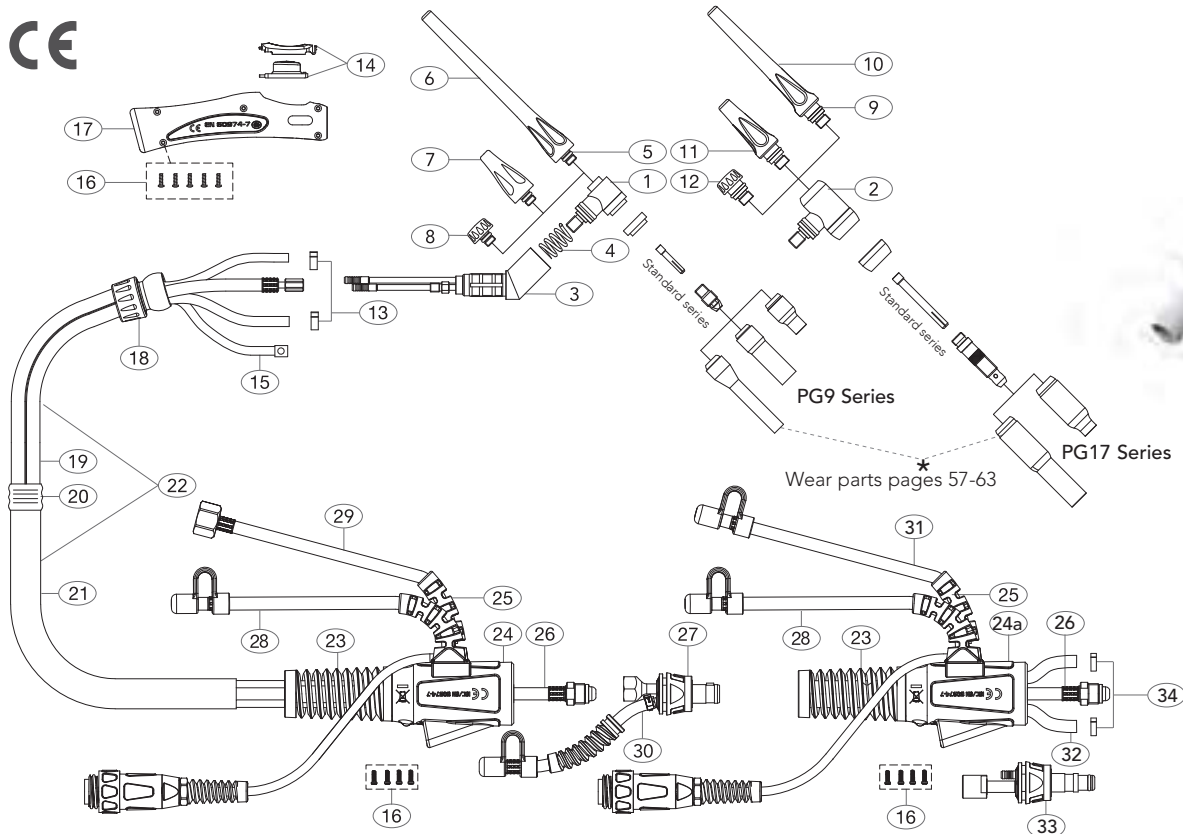
All products conform to EN60974-7, **CE** and are RoHS2, REACH and WEEE compliant



## PG250 Multijust Liquid-Cooled Tig Welding Torch

Rating: UM9-90 head 225A DC, 160A AC @100% duty cycle.

UM17-90 head 250A DC, 175A AC @100% duty cycle.



### MODEL

Description	Part Number	
	12.5ft	25ft
Progrip Tig Torch Package - Surelok	SGSF250M-UM9-90-S1-12-SL-WR1-GS1	SGSF250M-UM9-90-S1-25-SL-WR1-GS1
Progrip Tig Torch Package - Gas Through	SGSF250M-UM9-90-S1-12-GT-WF1-WR1	SGSF250M-UM9-90-S1-25-GT-WF1-WR1

### SPARE PARTS

Part Number	Description	Part Number	Description
1 UM9-90	Torch Head 90° (Standard Set Up)	22 UERCO100-40	Sheath x 12.5ft Inc Leather Cover
2 UM17-90	Torch Head 90°	UERCO100-80	Sheath x 25ft Inc Leather Cover
3 U250M	Torch Body	23 USLH26-S	Cable Support Large
4 4276270	Spring	24 UNSLH26-H	Surelok Housing Large
5 U98W77	Back Cap 'O' Ring	24a FR-UNSLH26-H	Surelok Housing Large
6 U41V24	Back Cap Long	25 USLH1820-S	Surelok Hose Support
7 U41V35	Back Cap Medium	26 USL45V03ARP	Power Cable x 12.5ft Surelok
8 U41V33	Back Cap Short	USL45V04ARP	Power Cable x 25ft Surelok
9 U98W18	Back Cap 'O' Ring	27 UNSL3550	Surelok Body
10 U57Y02	Back Cap Long	28 *UN45V07RP-WF#	Water Feed Hose x 12.5ft
11 U300M	Back Cap Medium	*UN45V08RP-WF#	Water Feed Hose x 25ft
12 U57Y04	Back Cap Short	29 *U45V09-GS#	Gas Supply Hose x 12.5ft
13 15400020	Hose Clamp 8.7mm	*U45V10-GS#	Gas Supply Hose x 25ft
14 UER1MS	Momentary Kit	30 *UNSL-1-WR#	Water Return Hose
15 UERSWL4	Trigger Lead 12.5ft	31 *UNFRSL-1-WR#	Gas Through Water Return Hose
16 UERSWL8	Trigger Lead 25ft	32 UFR45V09	Gas Through Gas Hose x 12.5ft
17 UERSP1	Screw Pack	UFR45V10	Gas Through Gas Hose x 25ft
18 UERH100	Small Ergo Tig Handle	33 UFRSL3550W	Gas Through Surelok Body
19 UERKJ100	Small Knuckle Joint	34 UB5041	Hose Clamp 8.7mm
20 UERLC100-08	Leather Cover x 0.8mt		
21 UERJK100	Joining Repair Kit		
22 UERNCS-32	Neoprene Cover Assembly x 3.2mt		
UERNCS-72	Neoprene Cover Assembly x 7.2mt		

\*Note: Gas and Water hose assemblies are configured by utilizing the main part number and a termination suffix from the appropriate termination table on page 9.

**Example: UN45V07RP-WF1**  
Water feed hose c/w Quick Fit

Standard products can be customized & branded as necessary.

All products conform to EN60974-7, **CE** and are RoHS2, REACH and WEEE compliant

# Progrip Tig Torch Range

EU/UK Terminations



## Contents

---

Range Overview	24
Specification Information	
Terminations	28
Cable Extensions and Adaptors	29
Torch Package Configurator	30

---

### Torch Model

Progrip PG9	31
Progrip PG17	32
Progrip PG26	33
Progrip PG20	34
Progrip PG20S	35
Progrip PG18	36
Progrip PG18SC	37
Progrip PG125 Multijust	38
Progrip PG250 Multijust	39

---

### Wear Parts

Collets	57
Collet Bodies	58
Gas Lens Bodies	59
Ceramics	61
Quartz Tig Consumables	64
Consumables Parts	67
Wear Parts Configuration Tables	69

## Progrip Tig Torch Range

Ratings: 125 Amp to 410 Amp



Technical Data	PG9	PG17	PG26
Cooling Method	Air-Cooled	Air-Cooled	Air-Cooled
Rating: DC	125A	150A	180A
AC	90A	105A	125A
Duty Cycle:	35%	35%	35%
Electrode Size:	1.0-2.4	1.0-3.2	1.0-4.0
Water cooling min. flow rate	-	-	-
Minimum water inlet pressure	-	-	-
Maximum water inlet pressure	-	-	-
Maximum water inlet	-	-	-
Minimum cooling power	-	-	-

Order Codes	12.5ft	SG9-S1-12-EPC1	SG17-S1-12-EPC1	SG26-S1-12-EPC1
	25ft	SG9-S1-25-EPC1	SG17-S1-25-EPC1	SG26-S1-25-EPC1

# Progrip Tig Torch Range

Ratings: 125 Amp to 410 Amp

### Technical Data

Cooling Method	Liquid-Cooled
Rating: DC	225A
AC	160A
Duty Cycle:	100%
Electrode Size:	1.0-3.2
Water cooling min. flow rate	1.0 L/min
Minimum water inlet pressure	2.0 Bar
Maximum water inlet pressure	5.0 Bar
Maximum water inlet	50°C
Minimum cooling power	700W

### PG20

### PG20S

Liquid-Cooled
340A
240A
100%
1.0-3.2
1.2 L/min
2.0 Bar
5.0 Bar
50°C
1000W

Order Codes	12.5ft	SG20-S1-12-EPC1-WF3-GS1	SG20S-S1-12-EPC1-WF3-GS1
	25ft	SG20-S1-25-EPC1-WF3-GS1	SG20S-S1-25-EPC1-WF3-GS1

## Progrip Tig Torch Range

Ratings: 125 Amp to 410 Amp

### Technical Data

Cooling Method

Rating: DC

AC

Duty Cycle:

Electrode Size:

Water cooling min. flow rate

Minimum water inlet pressure

Maximum water inlet pressure

Maximum water inlet

Minimum cooling power

### PG18

Liquid-Cooled

380A

270A

100%

1.0-4.0

1.0 L/min

2.0 Bar

5.0 Bar

50°C

900W



### PG18SC

Liquid-Cooled

410A

290A

100%

1.0-4.8

1.0 L/min

2.0 Bar

5.0 Bar

50°C

1000W



Order Codes	12.5ft	SG18-S1-12-EPC1-WF3-GS1	SG18SC-S1-12-EPC1-WF3-GS1
	25ft	SG18-S1-25-EPC1-WF3-GS1	SG18SC-S1-25-EPC1-WF3-GS1



# Progrip Tig Torch Range

Ratings: 125 Amp to 410 Amp



**Technical Data**

Cooling Method

Rating: DC  
AC

Duty Cycle:

Electrode Size:

Water cooling min. flow rate

Minimum water inlet pressure

Maximum water inlet pressure

Maximum water inlet

Minimum cooling power

**PG125 Multijust**

Air-Cooled

150A  
105A

35%

1.0-3.2

-

-

-

-

-

**PG250 Multijust**

Liquid-Cooled

250A  
175A

100%

1.0-4.0

1.0 L/min

2.0 Bar

5.0 Bar

50°C

800W

Order Codes	12.5ft	SGSF125M-UM17-90-S1-12-EPC1	SGSF250M-UM9-90-S1-12-EPC1-WF3-GS1
	25ft	SGSF125M-UM17-90-S1-25-EPC1	SGSF250M-UM9-90-S1-25-EPC1-WF3-GS1

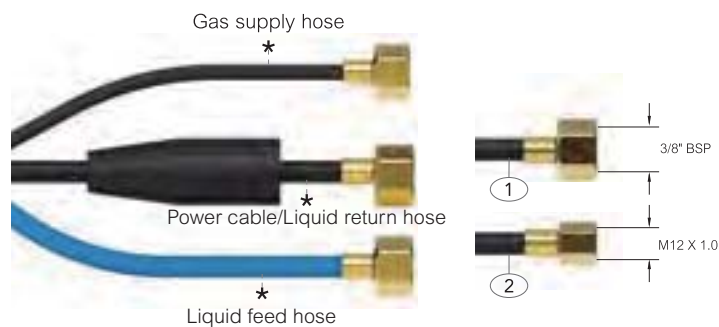
### Air-Cooled



#### # Power Cable / Gas Supply Hose

Part Number	Description
1 EPC1	Power Cable c/w 3/8" BSP
2 EPC2	Power Cable c/w M12 x 1.0

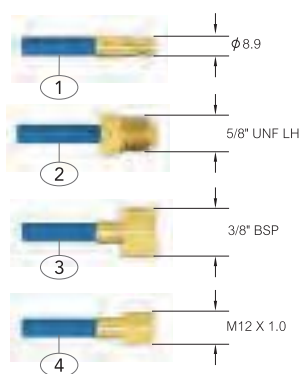
### Liquid-Cooled



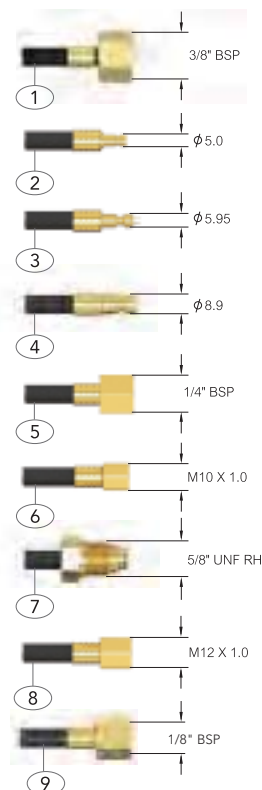
#### # Power Cable / Water Return Hose

Part Number	Description
1 EPC1	Power Cable c/w 3/8" BSP
2 EPC2	Power Cable c/w M12 x 1.0

#### Liquid Feed Connection Options



#### Gas Supply Hose



#### # Liquid Feed Hose

Part Number	Description
1 WF1	Liquid Feed Hose c/w 8.9mm Quick Fit
2 WF2	Liquid Feed Hose c/w 5/8" UNF LH
3 WF3	Liquid Feed Hose c/w 3/8" BSP
4 WF4	Liquid Feed Hose c/w M12 x 1.0

#### # Gas Supply Hose

Part Number	Description
1 GS1	Gas Supply Hose c/w 3/8" BSP
2 GS2	Gas Supply Hose c/w 5.0mm Quick Fit
3 GS3	Gas Supply Hose c/w 5.95mm Quick Fit
4 GS4	Gas Supply Hose c/w 8.9mm Quick Fit
5 GS5	Gas Supply Hose c/w 1/4" BSP
6 GS6	Gas Supply Hose c/w M10 x 1.0
7 GS7	Gas Supply Hose c/w 5/8" UNF RH
8 GS8	Gas Supply Hose c/w M12 x 1.0
9 GS9	Gas Supply Hose c/w 1/8" BSP

# Progrip Tig Torch Range

## Dinse Style Cable Adaptors

### MSL Cable Adaptors-UK Series 3/8" BSP Connection

#### Ordering Information

Termination option part numbering is configured using the simple 4 stage system outlined below.

1. Select the Plug Type
2. Select the Power Cable Termination Type
3. Select the Support Bore Size
4. Select the Gas / Water Connector Type

### Example: ML1025-38BSP-M-GS1

ML 16mm Dinse Type Connector For a WP9 Power Cable With 3/8" BSP Gas Connection.

Step 1	Step 2	Step 3	Step 4																																																							
Plug Type	Power Cable Connector	Bore Size	Gas Connections Water return Connections																																																							
 9.0mm 13.0mm	 9.0mm 13.0mm	 9.0mm 13.0mm	 3/8" BSP φ 5.0 φ 5.95 φ 8.9 1/4" BSP M10 X 1.0 5/8" UNF RH M12 X 1.0 1/8" BSP φ 8.9 5/8" UNF LH 3/8" BSP M12 X 1.0																																																							
<table border="1"><thead><tr><th>Part No.</th><th>Description</th></tr></thead><tbody><tr><td>ML1025</td><td>16mm Power Adaptor</td></tr><tr><td>ML3550</td><td>35mm Power Adaptor</td></tr></tbody></table> <table border="1"><thead><tr><th>Part No.</th><th>Description</th></tr></thead><tbody><tr><td>38BSP</td><td>3/8" BSP EU/UK Power Cable Connection</td></tr><tr><td>38UNF</td><td>3/8" UNF USA Power Cable Connection</td></tr><tr><td>M12</td><td>M12X1.0 European Power Cable Connection</td></tr></tbody></table> <table border="1"><thead><tr><th>Part No.</th><th>Description</th><th>Model</th></tr></thead><tbody><tr><td>S</td><td>Bore 10mm</td><td>20/20S/250M</td></tr><tr><td>M</td><td>Bore 13mm</td><td>9/17/18/18SC/125M</td></tr><tr><td>L</td><td>Bore 16mm</td><td>26</td></tr></tbody></table>	Part No.	Description	ML1025	16mm Power Adaptor	ML3550	35mm Power Adaptor	Part No.	Description	38BSP	3/8" BSP EU/UK Power Cable Connection	38UNF	3/8" UNF USA Power Cable Connection	M12	M12X1.0 European Power Cable Connection	Part No.	Description	Model	S	Bore 10mm	20/20S/250M	M	Bore 13mm	9/17/18/18SC/125M	L	Bore 16mm	26	<table border="1"><thead><tr><th>Part No.</th><th>Description</th></tr></thead><tbody><tr><td>GS1</td><td>Gas Supply Hose c/w 3/8" BSP</td></tr><tr><td>GS2</td><td>Gas Supply Hose c/w 5.0mm Quick Fit</td></tr><tr><td>GS3</td><td>Gas Supply Hose c/w 5.95mm Quick Fit</td></tr><tr><td>GS4</td><td>Gas Supply Hose c/w 8.9mm Quick Fit</td></tr><tr><td>GS5</td><td>Gas Supply Hose c/w 1/4" BSP</td></tr><tr><td>GS6</td><td>Gas Supply Hose c/w M10 x 1.0</td></tr><tr><td>GS7</td><td>Gas Supply Hose c/w 5/8" UNF RH</td></tr><tr><td>GS8</td><td>Gas Supply Hose c/w M12 x 1.0</td></tr><tr><td>GS9</td><td>Gas Supply Hose c/w 1/8" BSP</td></tr></tbody></table> <table border="1"><thead><tr><th>Part No.</th><th>Description</th></tr></thead><tbody><tr><td>WR1</td><td>Water Feed Hose c/w 8.9mm Quick Fit</td></tr><tr><td>WR2</td><td>Water Feed Hose c/w 5/8" UNF LH</td></tr><tr><td>WR3</td><td>Water Feed Hose c/w 3/8" BSP</td></tr><tr><td>WR4</td><td>Water Feed Hose c/w M12 x 1.0</td></tr></tbody></table>	Part No.	Description	GS1	Gas Supply Hose c/w 3/8" BSP	GS2	Gas Supply Hose c/w 5.0mm Quick Fit	GS3	Gas Supply Hose c/w 5.95mm Quick Fit	GS4	Gas Supply Hose c/w 8.9mm Quick Fit	GS5	Gas Supply Hose c/w 1/4" BSP	GS6	Gas Supply Hose c/w M10 x 1.0	GS7	Gas Supply Hose c/w 5/8" UNF RH	GS8	Gas Supply Hose c/w M12 x 1.0	GS9	Gas Supply Hose c/w 1/8" BSP	Part No.	Description	WR1	Water Feed Hose c/w 8.9mm Quick Fit	WR2	Water Feed Hose c/w 5/8" UNF LH	WR3	Water Feed Hose c/w 3/8" BSP	WR4	Water Feed Hose c/w M12 x 1.0	
Part No.	Description																																																									
ML1025	16mm Power Adaptor																																																									
ML3550	35mm Power Adaptor																																																									
Part No.	Description																																																									
38BSP	3/8" BSP EU/UK Power Cable Connection																																																									
38UNF	3/8" UNF USA Power Cable Connection																																																									
M12	M12X1.0 European Power Cable Connection																																																									
Part No.	Description	Model																																																								
S	Bore 10mm	20/20S/250M																																																								
M	Bore 13mm	9/17/18/18SC/125M																																																								
L	Bore 16mm	26																																																								
Part No.	Description																																																									
GS1	Gas Supply Hose c/w 3/8" BSP																																																									
GS2	Gas Supply Hose c/w 5.0mm Quick Fit																																																									
GS3	Gas Supply Hose c/w 5.95mm Quick Fit																																																									
GS4	Gas Supply Hose c/w 8.9mm Quick Fit																																																									
GS5	Gas Supply Hose c/w 1/4" BSP																																																									
GS6	Gas Supply Hose c/w M10 x 1.0																																																									
GS7	Gas Supply Hose c/w 5/8" UNF RH																																																									
GS8	Gas Supply Hose c/w M12 x 1.0																																																									
GS9	Gas Supply Hose c/w 1/8" BSP																																																									
Part No.	Description																																																									
WR1	Water Feed Hose c/w 8.9mm Quick Fit																																																									
WR2	Water Feed Hose c/w 5/8" UNF LH																																																									
WR3	Water Feed Hose c/w 3/8" BSP																																																									
WR4	Water Feed Hose c/w M12 x 1.0																																																									

# Progrip Tig Torch Range

## Torch Package Configurator EU/UK Termination



### Ordering Information

Torch package part numbering is configured using the simple 7 stage system outlined below.

1. Select the correct model of torch head
2. Select the switch option required
3. Select the length of cable required
4. Select the power cable termination required
5. Select the correct water connections
6. Select the correct gas connections
7. Add a Cable Plug if required

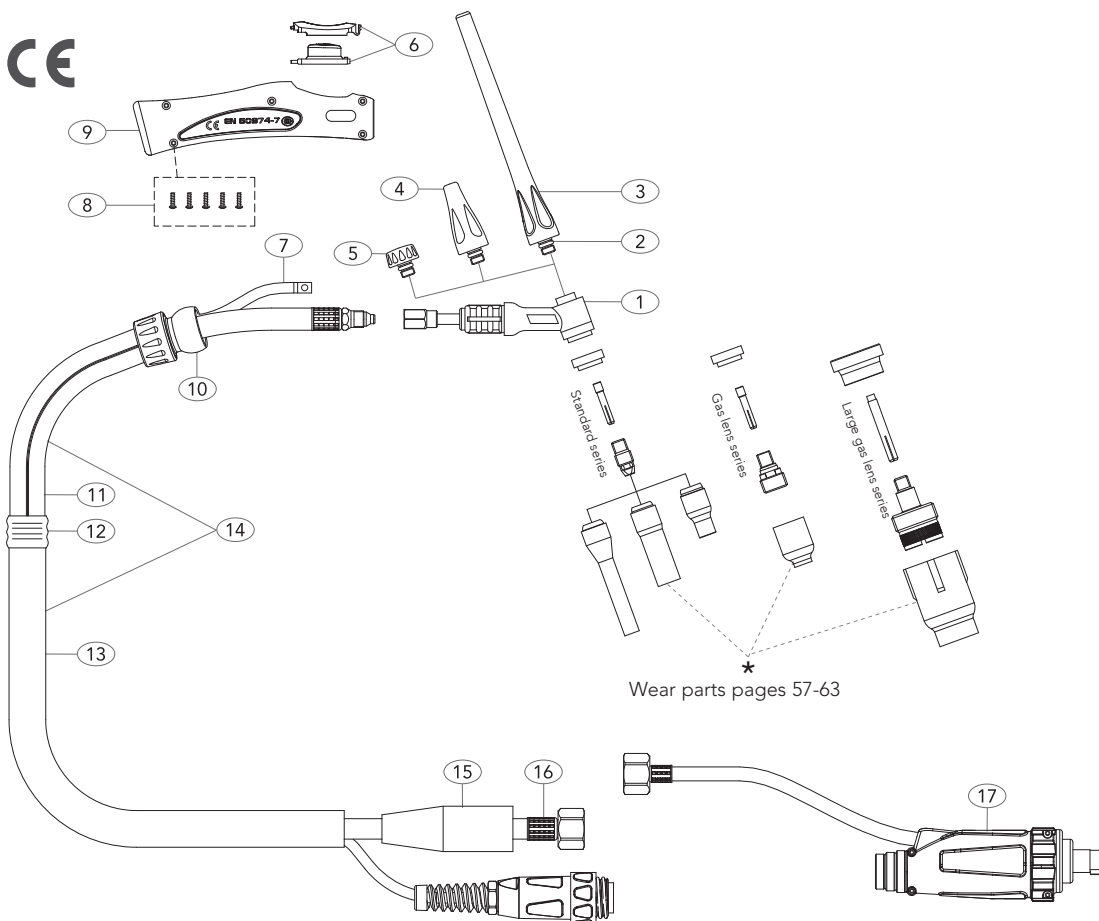
### Example:- SG18FX-S1-12-EPC1-WF1-GS5-UERCPO

Progrip PG18FX Torch x 12ft with momentary switch, quick fit water, 1/4" BSP gas and 2 pin amphenol plug.

Step 1		Step 2		Step 3		Step 4		Step 5		Step 6		Step 7					
Torch Head		Switch Option		Cable Length		Power Connections		Water Connections		Gas Connections		Switch Plug					
oled	Part No.	Description		# Power Cable / Water Return Hose		Part No.		Description		Part No.		Description					
	SG9	125A DC		EPC1		Power Cable c/w 3/8" BSP		UERC0		2 Pin Amphenol Plug		UERC0		2 Pin Amphenol Plug			
	SG9FX	125A DC FLEX		EPC2		Power Cable c/w M12 x 1.0		UERC1		4 Pin Amphenol Plug		UERC1		4 Pin Amphenol Plug			
	SG9FXL	125A DC FLEX LONG		NOTE: See page 28 for EU/UK terminations explanation				UERC2		5 Pin Amphenol Plug		UERC2		5 Pin Amphenol Plug			
	SG17	150A DC		EPC1-ML#####		MSL Cable Adaptor		UERC3		6 Pin Amphenol Plug		UERC3		6 Pin Amphenol Plug			
	SG17FX	150A DC FLEX		EPC2-ML#####		MSL Cable Adaptor		UERC4		14 Pin Amphenol Plug		UERC4		14 Pin Amphenol Plug			
	SG17FXL	150A DC FLEX LONG		NOTE: See page 29 for MSL cable adaptor explanation				UERC6-5		5 Pin Amphenol Plug		UERC6-5		5 Pin Amphenol Plug			
oled	SG26	180A DC		# Water Feed Hose		Part No.		Description		UERC7		3 Pin Tuchel Plug		UERC7		3 Pin Tuchel Plug	
	SG26FX	180A DC FLEX		WF1		Water Feed Hose c/w 8.9mm Quick Fit		UERC8		9 Pin Tuchel Plug		UERC8		9 Pin Tuchel Plug			
	SG20	225A DC		WF2		Water Feed Hose c/w 5/8" UNF LH		UERC9		5 Pin Tuchel Plug		UERC9		5 Pin Tuchel Plug			
	SG20FXL	225A DC FLEX LONG		WF3		Water Feed Hose c/w 3/8" BSP		UXS12-J3P		3 Pin Plug		UXS12-J3P		3 Pin Plug			
	SG20S	340A DC		WF4		Water Feed Hose c/w M12 x 1.0		NOTE: See page 12 for cable plugs explanation									
	SG18	380A DC		NOTE: See page 28 for EU/UK terminations explanation				# Gas Supply Hose		Part No.		Description					
	SG18FX	380A DC FLEX		12		12.5ft Cables (4mt)		GS1		Gas Supply Hose c/w 3/8" BSP							
cess	SG18SC	410A DC		25		25ft Cables (8mt)		GS2		Gas Supply Hose c/w 5.0mm Quick Fit							
	SGSF125M	150A DC		37		37ft Cables (12mt)		GS3		Gas Supply Hose c/w 5.95mm Quick Fit							
	SGSF250M	300A DC		50		50ft Cables (16mt)		GS4		Gas Supply Hose c/w 8.9mm Quick Fit							
	NOTE: See page 6 for torch heads explanation			3T		Maintained Switch+10k Pot		GS5		Gas Supply Hose c/w 1/4" BSP							
				4T		Maintained Switch+25k Pot		GS6		Gas Supply Hose c/w M10 x 1.0							
				1KH		1 Button Momentary+1k Pot		GS7		Gas Supply Hose c/w 5/8" UNF RH							
				2KH		1 Button Momentary+5k Pot		GS8		Gas Supply Hose c/w M12 x 1.0							
			3KH		1 Button Momentary+10k Pot		GS9		Gas Supply Hose c/w 1/8" BSP								
			4KH		1 Button Momentary+25k Pot		NOTE: See page 28 for EU/UK terminations explanation										
			1TH		Momentary Switch+1k Pot				1THS		Rotate on/off 1K Potentiometer Switch Kit						
			2TH		Momentary Switch+5k Pot				2THS		Rotate on/off 5K Potentiometer Switch Kit						
			3TH		Momentary Switch+10k Pot				3THS		Rotate on/off 10K Potentiometer Switch Kit						
			4TH		Momentary Switch+25k Pot				4THS		Rotate on/off 25K Potentiometer Switch Kit						
									NOTE: See page 8 for switches explanation								

## PG9 Air-Cooled Tig Welding Torch

Rating: 125A DC, 90A AC @35% duty cycle.



### MODEL

Description	Part Number	
	12.5ft	25ft
Progrig Tig Torch Package	SG9-S1-12-EPC1	SG9-S1-25-EPC1

### SPARE PARTS

Part Number	Description	Part Number	Description
1	UWP9 Torch Body Standard	14	UERCO100-40 Sheath x 12.5ft Inc Leather Cover
2	U98W77 Back Cap 'O' Ring		UERCO100-80 Sheath x 25ft Inc Leather Cover
3	U41V24 Back Cap Long	15	U0315071 Insulation Boot
4	U41V35 Back Cap Medium	16	*UHD57Y01RP-EPC# Power Cable x 12.5ft
5	U41V33 Back Cap Short		*UHD57Y03RP-EPC# Power Cable x 25ft
6	UER1MS Momentary Kit	17	*UML3550-38BSP-M-GS# Power Adaptor 3/8" BSP
7	UERSWL4 Trigger Lead 12.5ft		
	UERSWL8 Trigger Lead 25ft		
8	UERSP1 Screw Pack		
9	UERH100 Small Ergo Tig Handle		
10	UERKJ100 Small Knuckle Joint		
11	UERLC100-08 Leather Cover x 0.8mt		
12	UERJK100 Jointing Repair Kit		
13	UERNCS-32 Neoprene Cover Assembly x 3.2mt		
	UERNCS-72 Neoprene Cover Assembly x 7.2mt		

\*Note: Power cable assemblies are specified by utilizing the part number and a termination suffix from the gas supply hose table on page 28.

**Example: UHD57Y01RP-EPC1**  
Power Cable c/w 3/8" BSP fitting

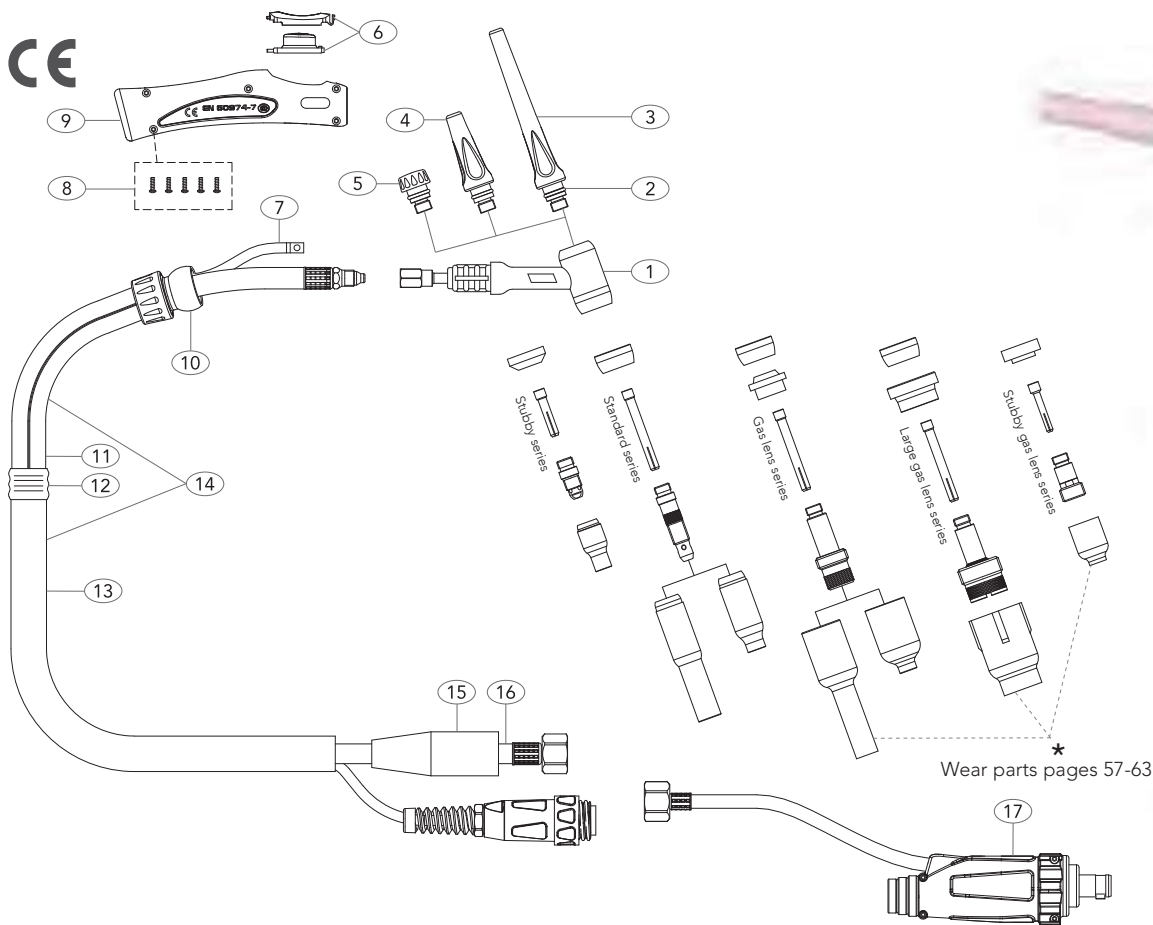
Standard products can be customized & branded as necessary.

All products conform to EN60974-7, CE and are RoHS2, REACH and WEEE compliant



## PG17 Air-Cooled Tig Welding Torch

Rating: 150A DC, 105A AC @35% duty cycle.



### MODEL

Description	Part Number	
	12.5ft	25ft
Progrip Tig Torch Package	SG17-S1-12-EPC1	SG17-S1-25-EPC1

### SPARE PARTS

Part Number	Description	Part Number	Description
1 UWP17	Torch Body Standard	14 UERCO100-40	Sheath x 12.5ft Inc Leather Cover
2 U98W18	Back Cap 'O' Ring	UERCO100-80	Sheath x 25ft Inc Leather Cover
3 U57Y02	Back Cap Long	15 U0315071	Insulation Boot
4 U300M	Back Cap Medium	16 *UHD57Y01RP-EPC#	Power Cable x 12.5ft
5 U57Y04	Back Cap Short	*UHD57Y03RP-EPC#	Power Cable x 25ft
6 UER1MS	Momentary Kit	17 *UMSL3550-38BSP-M-GS#	Power Adaptor 3/8" BSP
7 UERSWL4	Trigger Lead 12.5ft		
UERSWL8	Trigger Lead 25ft		
8 UERSP1	Screw Pack		
9 UERH100	Small Ergo Tig Handle		
10 UERKJ100	Small Knuckle Joint		
11 UERLC100-08	Leather Cover x 0.8mt		
12 UERJK100	Joint Repair Kit		
13 UERNCS-32	Neoprene Cover Assembly x 3.2mt		
UERNCS-72	Neoprene Cover Assembly x 7.2mt		

\*Note: Power cable assemblies are specified by utilizing the part number and a termination suffix from the gas supply hose table on page 28.

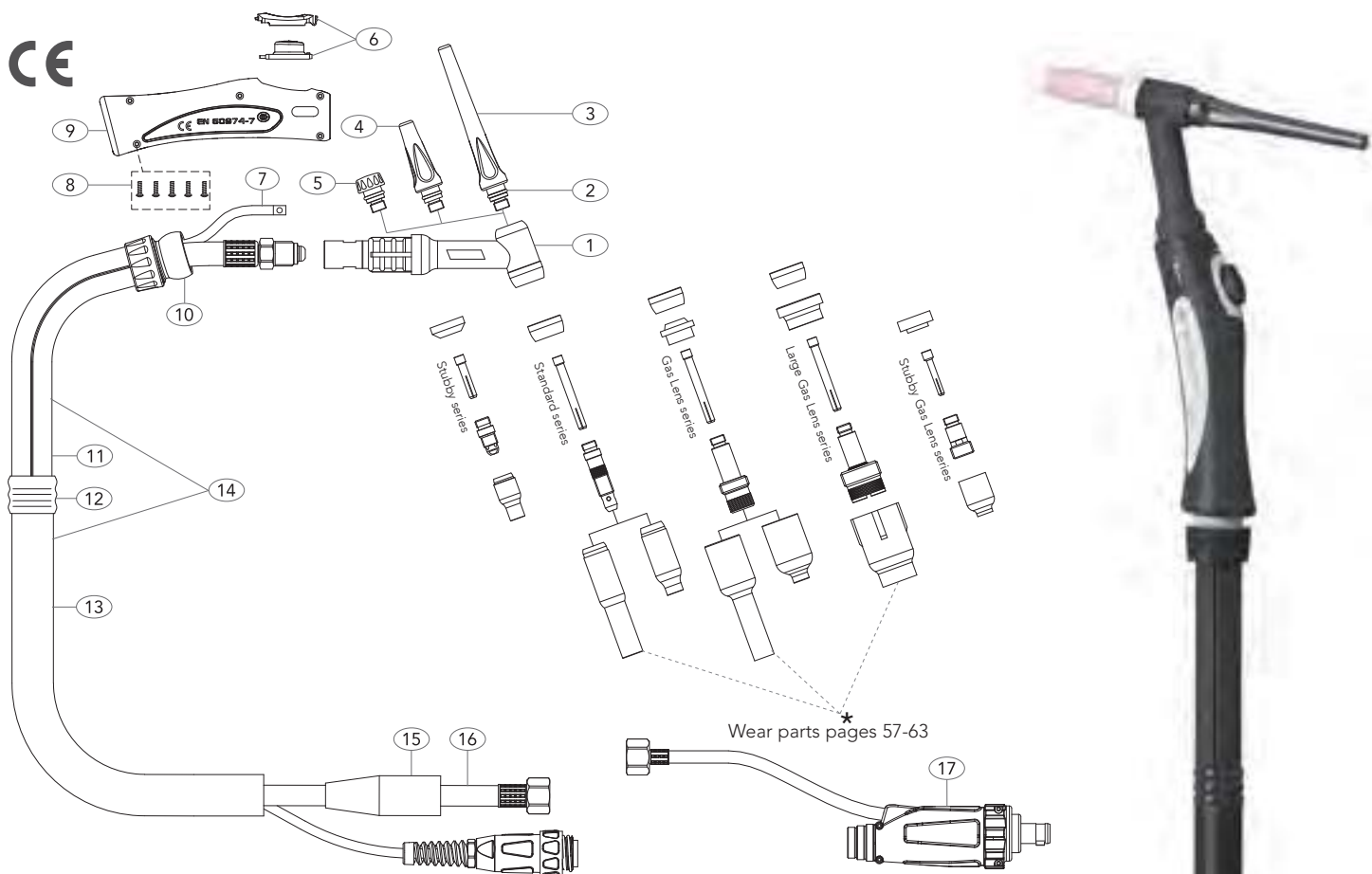
**Example: UHD57Y01RP-EPC1**  
Power Cable c/w 3/8" BSP fitting

Standard products can be customized & branded as necessary.

All products conform to EN60974-7, **CE** and are RoHS2, REACH and WEEE compliant

## PG26 Air-Cooled Tig Welding Torch

Rating: 180A DC, 125A AC @35% duty cycle.



### MODEL

Description	Part Number	
	12.5ft	25ft
Progrip Tig Torch Package	SG26-S1-12-EPC1	SG26-S1-25-EPC1

### SPARE PARTS

Part Number	Description	Part Number	Description
1	UWP26 Torch Body Standard	14	UERCO200-40 Sheath x 12.5ft Inc Leather Cover
2	U98W18 Back Cap 'O' Ring		UERCO200-80 Sheath x 25ft Inc Leather Cover
3	U57Y02 Back Cap Long	15	U0315071 Insulation Boot
4	U300M Back Cap Medium	16	*U46V28RP-EPC # Power Cable x 12.5ft
5	U57Y04 Back Cap Short		*U46V30RP-EPC # Power Cable x 25ft
6	UER1MS Momentary Kit	17	*UML3550-38BSP-L-GS # Power Adaptor 3/8" BSP
7	UERSWL4 Trigger Lead 12.5ft		
	UERSWL8 Trigger Lead 25ft		
8	UERSP1 Screw Pack		
9	UERH200 Large Ergo Tig Handle		
10	UERKJ200 Large Knuckle Joint		
11	UERLC200-08 Leather Cover x 0.8mt		
12	UERJK200 Jointing Repair Kit		
13	UERNCL-32 Neoprene Cover Assembly x 3.2mt		
	UERNCL-72 Neoprene Cover Assembly x 7.2mt		

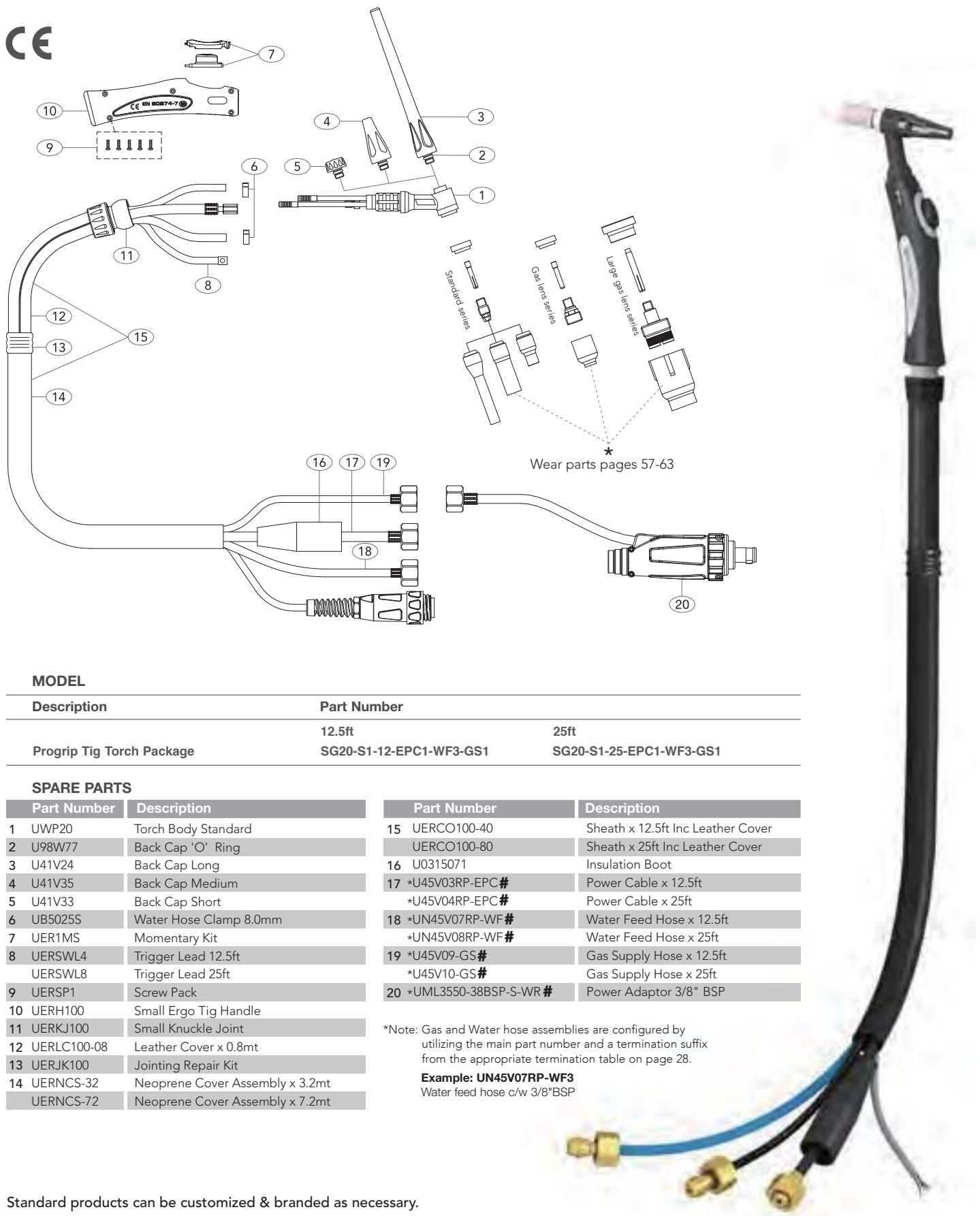
\*Note: Power cable assemblies are specified by utilizing the part number and a termination suffix from the gas supply hose table on page 28.

**Example: U46V28RP-EPC1**

Power Cable c/w 3/8" BSP fitting

Standard products can be customized & branded as necessary.

All products conform to EN60974-7, CE and are RoHS2, REACH and WEEE compliant



#### MODEL

Description	Part Number	
	12.5ft	25ft
Progrip Tig Torch Package	SG20-S1-12-EPC1-WF3-GS1	SG20-S1-25-EPC1-WF3-GS1

#### SPARE PARTS

Part Number	Description	Part Number	Description
1 UWP20	Torch Body Standard	15 UERCO100-40	Sheath x 12.5ft Inc Leather Cover
2 U98W77	Back Cap 'O' Ring	16 UERCO100-80	Sheath x 25ft Inc Leather Cover
3 U41V24	Back Cap Long	17 U0315071	Insulation Boot
4 U41V35	Back Cap Medium	18 *U45V03RP-EPC#	Power Cable x 12.5ft
5 U41V33	Back Cap Short	*U45V04RP-EPC#	Power Cable x 25ft
6 UB5025S	Water Hose Clamp 8.0mm	*UN45V07RP-WF#	Water Feed Hose x 12.5ft
7 UER1MS	Momentary Kit	*UN45V08RP-WF#	Water Feed Hose x 25ft
8 UERSWL4	Trigger Lead 12.5ft	19 *U45V09-GS#	Gas Supply Hose x 12.5ft
UERSWL8	Trigger Lead 25ft	*U45V10-GS#	Gas Supply Hose x 25ft
9 UERSP1	Screw Pack	20 *UML3550-38BSP-S-WR#	Power Adaptor 3/8" BSP
10 UERH100	Small Ergo Tig Handle		
11 UERKJ100	Small Knuckle Joint		
12 UERLC100-08	Leather Cover x 0.8mt		
13 UERJK100	Joining Repair Kit		
14 UERNCS-32	Neoprene Cover Assembly x 3.2mt		
UERNCS-72	Neoprene Cover Assembly x 7.2mt		

\*Note: Gas and Water hose assemblies are configured by utilizing the main part number and a termination suffix from the appropriate termination table on page 28.

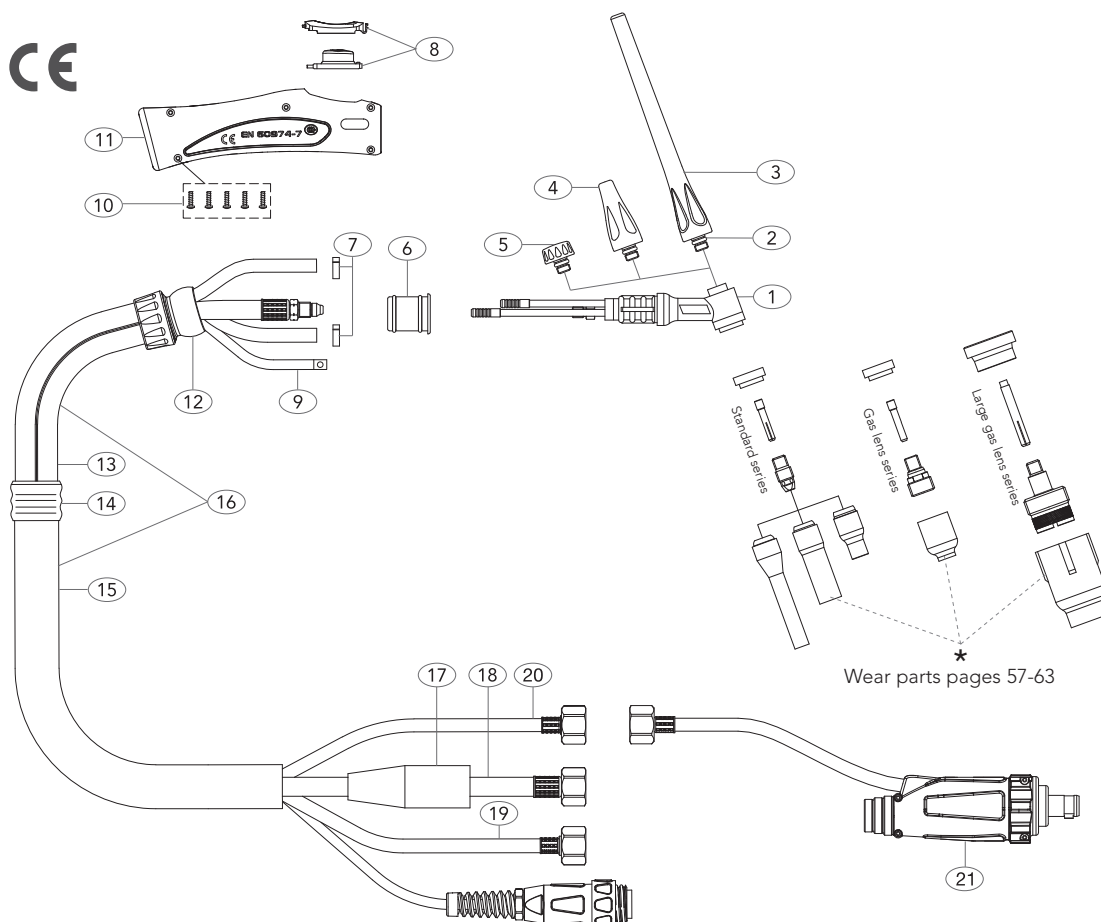
**Example: UN45V07RP-WF3**  
Water feed hose c/w 3/8"BSP

Standard products can be customized & branded as necessary.

All products conform to EN60974-7, **CE** and are RoHS2, REACH and WEEE compliant

# PG20S Liquid-Cooled Tig Welding Torch

Rating: 340A DC, 240A AC @100% duty cycle.



## MODEL

Description	Part Number	
	12.5ft	25ft
Progrip Tig Torch Package	SG20S-S1-12-EPC1-WF3-GS1	SG20S-S1-25-EPC1-WF3-GS1

## SPARE PARTS

Part Number	Description	Part Number	Description
1	UWP20S Torch Body Standard	16	UERCO200-40 Sheath x 12.5ft Inc Leather Cover
2	U98W77 Back Cap 'O' Ring		UERCO200-80 Sheath x 25ft Inc Leather Cover
3	U41V24 Back Cap Long	17	U0315071 Insulation Boot
4	U41V35 Back Cap Medium	18	*U45V03SRP-EPC# Power Cable x 12.5ft
5	U41V33 Back Cap Short		*U45V04SRP-EPC# Power Cable x 25ft
6	MIG-WP17-RING-KIT Location Sleeve Assembly	19	*UN45V07RP-WF# Water Feed Hose x 12.5ft
7	UB5025S Hose Clamp 8.0mm		*UN45V08RP-WF# Water Feed Hose x 25ft
8	UER1MS Momentary Kit	20	*U45V09-GS# Gas Supply Hose x 12.5ft
9	UERSWL4 Trigger Lead 12.5ft		*U45V10-GS# Gas Supply Hose x 25ft
	UERSWL8 Trigger Lead 25ft	21	*UML3550-38BSP-M-WR# Power Adaptor 3/8" BSP
10	UERSP1 Screw Pack		
11	UERH200 Large Ergo Tig Handle		
12	UERKJ200 Large Knuckle Joint		
13	UERLC200-08 Leather Cover x 0.8mt		
14	UERJK200 Jointing Repair Kit		
15	UERNCL-32 Neoprene Cover Assembly x 3.2mt		
	UERNCL-72 Neoprene Cover Assembly x 7.2mt		

\*Note: Power Cable, Gas and Water hose assemblies are configured by utilizing the main part number and a termination suffix from the appropriate termination table on page 28.

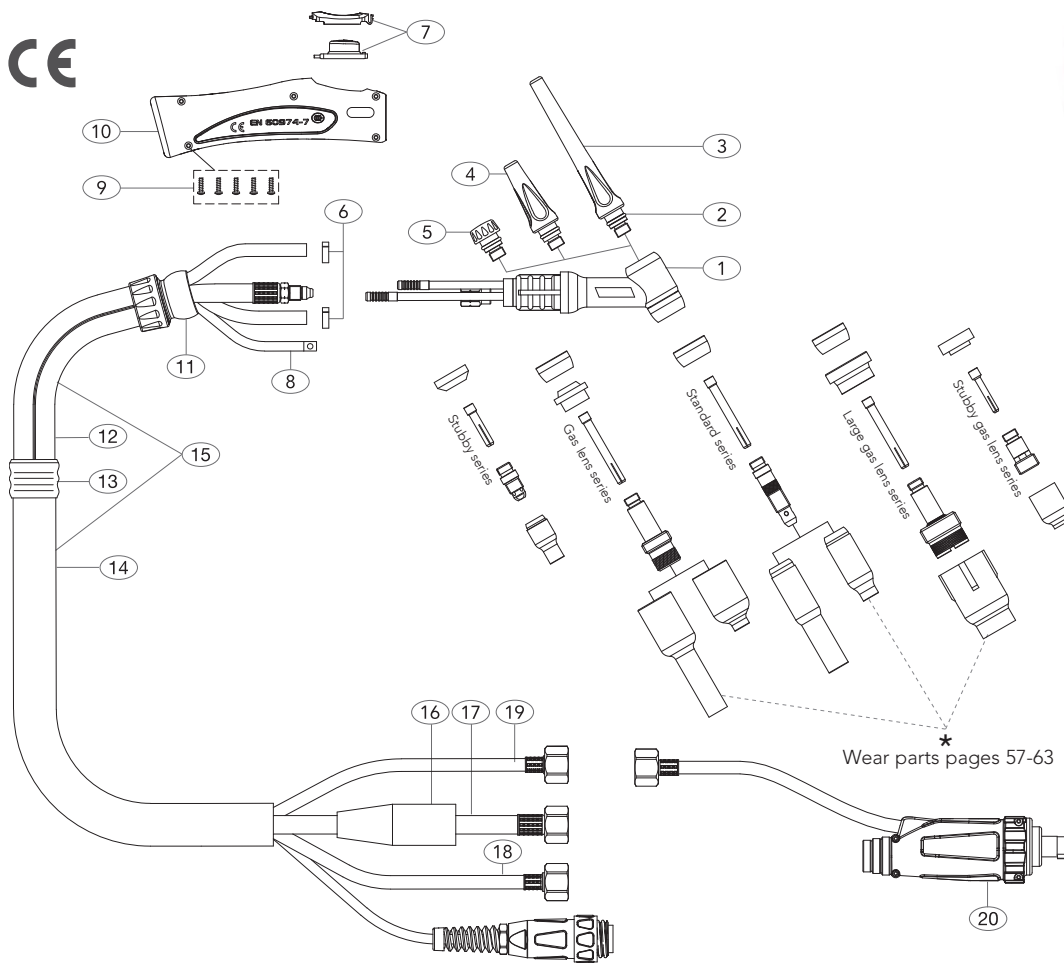
**Example: U45V07RP-WF3**  
Water feed hose c/w 3/8" BSP

Standard products can be customized & branded as necessary.

All products conform to EN60974-7, CE and are RoHS2, REACH and WEEE compliant

## PG18 Liquid-Cooled Tig Welding Torch

Rating: 380A DC, 270A AC @100% duty cycle.



### MODEL

Description	Part Number	
	12.5ft	25ft
Progrip Tig Torch Package	SG18-S1-12-EPC1-WF3-GS1	SG18-S1-25-EPC1-WF3-GS1

### SPARE PARTS

Part Number	Description	Part Number	Description
1 UWP18	Torch Body Standard	15 UERCO200-40	Sheath x 12.5ft Inc Leather Cover
2 U98W18	Back Cap 'O' Ring	16 UERCO200-80	Sheath x 25ft Inc Leather Cover
3 U57Y02	Back Cap Long	17 U0315071	Insulation Boot
4 U300M	Back Cap Medium	18 *U40V64RP-EPC #	Power Cable x 12.5ft
5 U57Y04	Back Cap Short	*U41V29RP-EPC #	Power Cable x 25ft
6 UB5024	Hose Clamp 9.5mm	19 *U45V07RP-WF #	Water Feed Hose x 12.5ft
7 UER1MS	Momentary Kit	*U45V08RP-WF #	Water Feed Hose x 25ft
8 UERSWL4	Trigger Lead 12.5ft	19 *U45V09RP-GS #	Gas Supply Hose x 12.5ft
UERSWL8	Trigger Lead 25ft	*U45V10RP-GS #	Gas Supply Hose x 25ft
9 UERSP1	Screw Pack	20 *UML3550-38BSP-M-WR #	Power Adaptor 3/8" BSP
10 UERH200	Large Ergo Tig Handle		
11 UERKJ200	Large Knuckle Joint		
12 UERLC200-08	Leather Cover x 0.8mt		
13 UERJK200	Jointing Repair Kit		
14 UERNCL-32	Neoprene Cover Assembly x 3.2mt		
UERNCL-72	Neoprene Cover Assembly x 7.2mt		

\*Note: Gas and Water hose assemblies are configured by utilizing the main part number and a termination suffix from the appropriate termination table on page 28.

**Example: U45V07RP-WF3**  
Water feed hose c/w 3/8" BSP

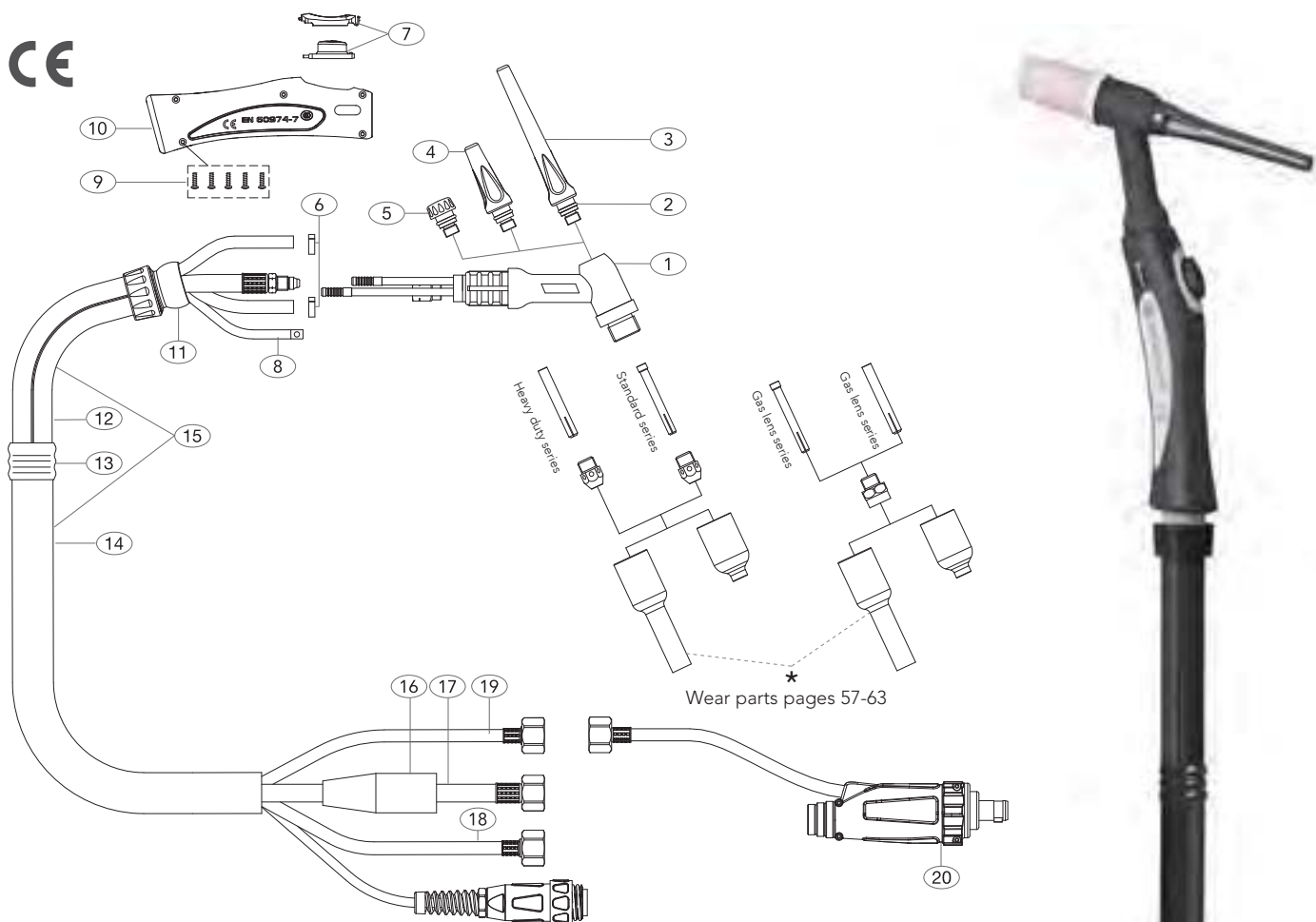
Standard products can be customized & branded as necessary.

All products conform to EN60974-7, CE and are RoHS2, REACH and WEEE compliant



# PG18SC Liquid-Cooled Tig Welding Torch

Rating: 410A DC, 290A AC @100% duty cycle.



## MODEL

Description	Part Number	
	12.5ft	25ft
Progrip Tig Torch Package	SG18SC-S1-12-EPC1-WF3-GS1	SG18SC-S1-25-EPC1-WF3-GS1

## SPARE PARTS

Part Number	Description	Part Number	Description
1	UWP18SC Torch Body	16	U0315071 Insulation Boot
2	U98W18 Back Cap 'O' Ring	17	*UHD40V64RP-EPC # Power Cable x 12.5ft
3	U57Y02 Back Cap Long		*U41V29RP-EPC # Power Cable x 25ft
4	U300M Back Cap Medium	18	*U45V07RP-WF # Water Feed Hose x 12.5ft
5	U57Y04 Back Cap Short		*U45V08RP-WF # Water Feed Hose x 25ft
6	UB5024 Hose Clamp 9.5mm	19	*U45V09RP-GS # Gas Supply Hose x 12.5ft
7	UER1MS Momentary Kit		*U45V10RP-GS # Gas Supply Hose x 25ft
8	UERSWL4 Trigger Lead 12.5ft	20	*UML3550-38BSP-M-WR # Power Adaptor 3/8" BSP
	UERSWL8 Trigger Lead 25ft		
9	UERSP1 Screw Pack		
10	UERH200 Large Ergo Tig Handle		
11	UERKJ200 Large Knuckle Joint		
12	UERLC200-08 Leather Cover x 0.8mt		
13	UERJK200 Jointing Repair Kit		
14	UERNCL-32 Neoprene Cover Assembly x 3.2mt		
	UERNCL-72 Neoprene Cover Assembly x 7.2mt		
15	UERCO200-40 Sheath x 12.5ft Inc Leather Cover		
	UERCO200-80 Sheath x 25ft Inc Leather Cover		

\*Note: Gas and Water hose assemblies are configured by utilizing the main part number and a termination suffix from the appropriate termination table on page 28.

**Example: U45V07RP-WF3**  
Water feed hose c/w 3/8" BSP

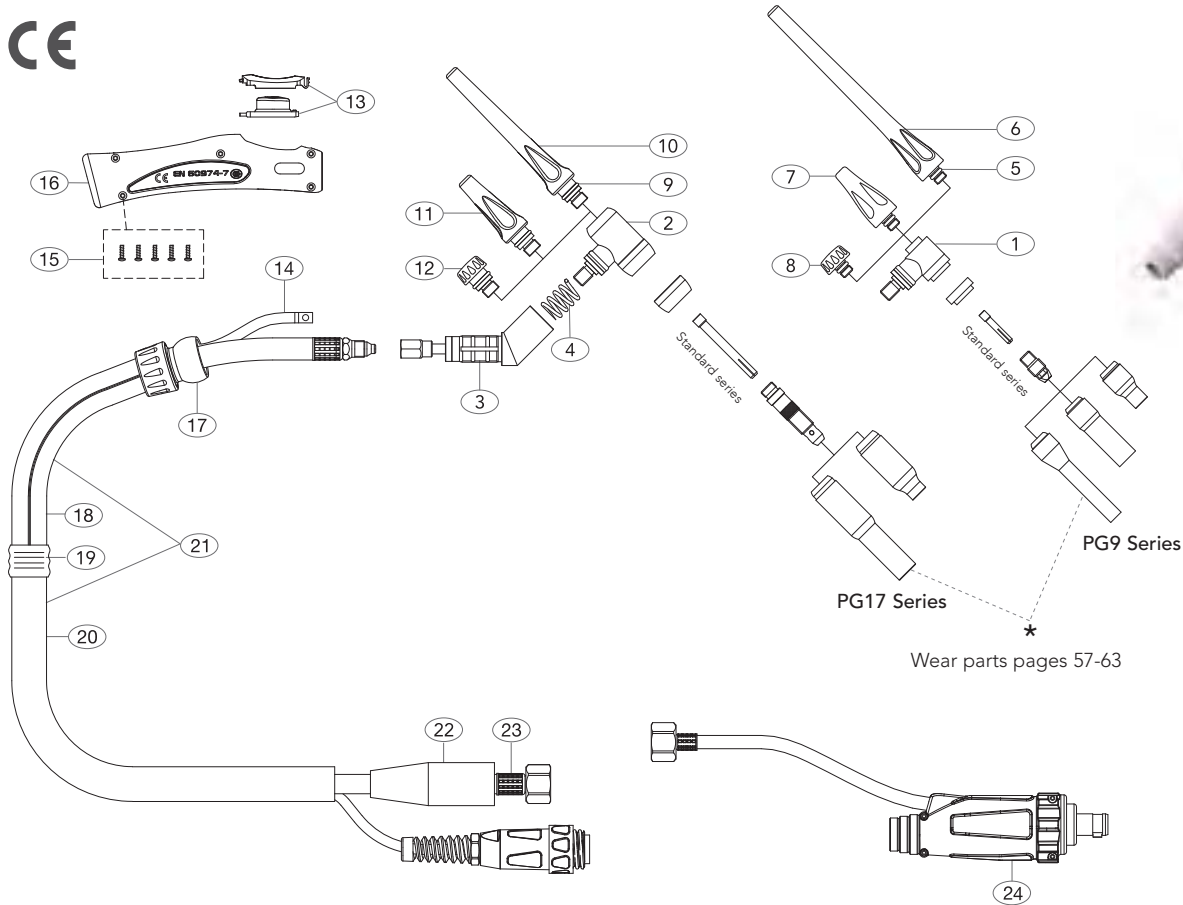
Standard products can be customized & branded as necessary.

All products conform to EN60974-7, CE and are RoHS2, REACH and WEEE compliant

## PG125 Multijust Air-Cooled Tig Welding Torch

Rating: UM9-90 head 95A DC, 65A AC @35% duty cycle.

UM17-90 head 150A DC, 105A AC @35% duty cycle.



Wear parts pages 57-63

### MODEL

Description	Part Number	
	12.5ft	25ft
Progrip Tig Torch Package	SGSF125M-UM17-90-S1-12-EPC1	SGSF125M-UM17-90-S1-25-EPC1

### SPARE PARTS

Part Number	Description	Part Number	Description
1	UM9-90 Torch Head	17	UERKJ100 Small Knuckle Joint
2	UM17-90 Torch Head 90° (Standard Set Up)	18	UERLC100-08 Leather Cover x 0.8mt
3	U125M Torch Body	19	UERJK100 Joint Repair Kit
4	4276270 Spring	20	UERNCS-32 Neoprene Cover Assembly x 3.2mt
5	U98W77 Back Cap 'O' Ring		UERNCS-72 Neoprene Cover Assembly x 7.2mt
6	U41V24 Back Cap Long	21	UERCO100-40 Sheath x 12.5ft Inc Leather Cover
7	U41V35 Back Cap Medium		UERCO100-80 Sheath x 25ft Inc Leather Cover
8	U41V33 Back Cap Short	22	U0315071 Insulation Boot
9	U98W18 Back Cap 'O' Ring	23	*UHD57Y01RP-EPC # Power Cable x 12.5ft
10	U57Y02 Back Cap Long		*UHD57Y03RP-EPC # Power Cable x 25ft
11	U300M Back Cap Medium	24	*UML3550-38BSP-M-WR # Power Adaptor 3/8" BSP
12	U57Y04 Back Cap Short		
13	UER1MS Momentary Kit		
14	UERSWL4 Trigger Lead 12.5ft		
	UERSWL8 Trigger Lead 25ft		
15	UERSP1 Screw Pack		
16	UERH100 Small Ergo Tig Handle		

\*Note: Power cable assemblies are specified by utilizing the part number and a termination suffix from the gas supply hose table on page 28.

**Example: UHD57Y01RP-EPC1**  
Power Cable c/w 3/8" BSP fitting

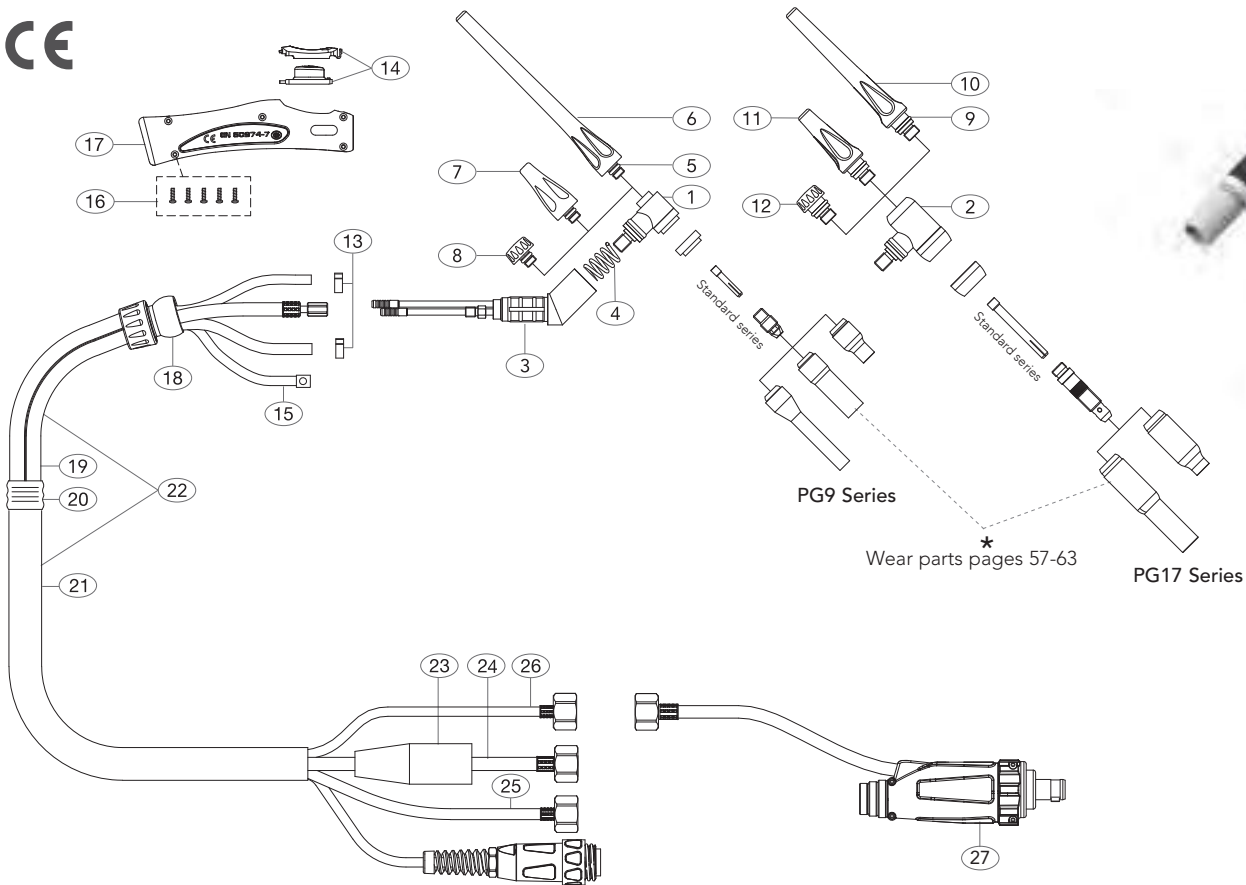
Standard products can be customized & branded as necessary.

All products conform to EN60974-7, CE and are RoHS2, REACH and WEEE compliant

# PG250 Multijust Liquid-Cooled Tig Welding Torch

Rating: UM9-90 head 225A DC, 160A AC @100% duty cycle.

UM17-90 head 250A DC, 175A AC @100% duty cycle.



## MODEL

Description	Part Number	
	12.5ft	25ft
Progrip Tig Torch Package	SGSF250M-UM9-90-S1-12-EPC1-WF3-GS1	SGSF250M-UM9-90-S1-25-EPC1-WF3-GS1

## SPARE PARTS

Part Number	Description	Part Number	Description
1	UM9-90 Torch Head 90° (Standard Set Up)	20	UERJK100 Jointing Repair Kit
2	UM17-90 Torch Head 90°	21	UERNCS-32 Neoprene Cover Assembly x 3.2mt
3	U250M Torch Body		UERNCS-72 Neoprene Cover Assembly x 7.2mt
4	4276270 Spring	22	UERCO100-40 Sheath x 12.5ft Inc Leather Cover
5	U98W77 Back Cap 'O' Ring		UERCO100-80 Sheath x 25ft Inc Leather Cover
6	U41V24 Back Cap Long	23	U0315071 Insulation Boot
7	U41V35 Back Cap Medium	24	*U45V03RP-EPC # Power Cable x 12.5ft O/B Rubber
8	U41V33 Back Cap Short		*U45V04RP-EPC # Power Cable x 25ft O/B Rubber
9	U98W18 Back Cap 'O' Ring	25	*UN45V07RP-WF # Water Feed Hose x 12.5ft O/B Rubber
10	U57Y02 Back Cap Long		*UN45V08RP-WF # Water Feed Hose x 25ft O/B Rubber
11	U300M Back Cap Medium	26	*U45V09-GS # Gas Supply Hose x 12.5ft PVC
12	U57Y04 Back Cap Short		*U45V10-GS # Gas Supply Hose x 25ft PVC
13	15400020 Hose Clamp 8.7mm	27	*UML3550-38BSP-S-WR # Power Adaptor 3/8" BSP
14	UER1MS Momentary Kit		
15	UERSWL4 Trigger Lead 12.5ft		
	UERSWL8 Trigger Lead 25ft		
16	UERSP1 Screw Pack		
17	UERH100 Small Ergo Tig Handle		
18	UERKJ100 Small Knuckle Joint		
19	UERLC100-08 Leather Cover x 0.8mt		

\*Note: Gas and Water hose assemblies are configured by utilizing the main part number and a termination suffix from the appropriate termination table on page 29.

**Example: UN45V07RP-WF3**  
Water feed hose c/w 3/8" BSP

Standard products can be customized & branded as necessary.

All products conform to EN60974-7, CE and are RoHS2, REACH and WEEE compliant



# Contents

Range Overview	42
Specification Information	
Terminations	46
Torch Package Configurator	47

---

<b>Torch Model</b>	
Progrip PG9	48
Progrip PG17	49
Progrip PG26	50
Progrip PG20	51
Progrip PG20S	52
Progrip PG18	53
Progrip PG18SC	54
Progrip PG125 Multijust	55
Progrip PG250 Multijust	56

---

<b>Wear Parts</b>	
Collets	57
Collet Bodies	58
Gas Lens Bodies	59
Ceramics	61
Quartz Tig Consumables	64
Consumables Parts	67
Wear Parts Configuration Tables	69



## Progrip Tig Torch Range

Ratings: 125 Amp to 410 Amp



### Technical Data

Cooling Method

Rating: DC

AC

Duty Cycle:

Electrode Size:

### PG9

Air-Cooled

125A

90A

35%

1.0-2.4

### PG17

Air-Cooled

150A

105A

35%

1.0-3.2

### PG26

Air-Cooled

180A

125A

35%

1.0-4.0

Order Codes	12.5ft	SG9-S1-12-APC1	SG17-S1-12-APC1	SG26-S1-12-APC3
	25ft	SG9-S1-25-APC1	SG17-S1-25-APC1	SG26-S1-25-APC3

# Progrip Tig Torch Range

Ratings: 125 Amp to 410 Amp



**Technical Data**

Cooling Method

Rating: DC

AC

Duty Cycle:

Electrode Size:

Water cooling min. flow rate

Minimum water inlet pressure

Maximum water inlet pressure

Maximum water inlet

Minimum cooling power

**PG20**

Liquid-Cooled

225A

160A

100%

1.0-3.2

1.0 L/min

2.0 Bar

5.0 Bar

50°C

700W

**PG20S**

Liquid-Cooled

340A

240A

100%

1.0-3.2

1.2 L/min

2.0 Bar

5.0 Bar

50°C

1000W

Order Codes	12.5ft	SG20-S1-12-APC4-WF2-GS7	SG20S-S1-12-APC4-WF2-GS7
	25ft	SG20-S1-25-APC4-WF2-GS7	SG20S-S1-25-APC4-WF2-GS7

## Progrip Tig Torch Range

Ratings: 125 Amp to 410 Amp



### Technical Data

Cooling Method

Rating: DC

AC

Duty Cycle:

Electrode Size:

Water cooling min. flow rate

Minimum water inlet pressure

Maximum water inlet pressure

Maximum water inlet

Minimum cooling power

### PG18

Liquid-Cooled

380A

270A

100%

1.0-4.0

1.0 L/min

2.0 Bar

5.0 Bar

50°C

900W

### PG18SC

Liquid-Cooled

410A

290A

100%

1.0-4.8

1.0 L/min

2.0 Bar

5.0 Bar

50°C

1000W

Order Codes	12.5ft	SG18-S1-12-APC4-WF2-GS7	SG18SC-S1-12-APC4-WF2-GS7
	25ft	SG18-S1-25-APC4-WF2-GS7	SG18SC-S1-25-APC4-WF2-GS7

# Progrip Tig Torch Range

Ratings: 125 Amp to 410 Amp



**Technical Data**

Cooling Method

Rating: DC

AC

Duty Cycle:

Electrode Size:

Water cooling min. flow rate

Minimum water inlet pressure

Maximum water inlet pressure

Maximum water inlet

Minimum cooling power

**PG125 Multijust**

Air-Cooled

150A

105A

35%

1.0-3.2

-

-

-

-

-

**PG250 Multijust**

Liquid-Cooled

250A

175A

100%

1.0-4.0

1.0 L/min

2.0 Bar

5.0 Bar

50°C

800W

Order Codes	12.5ft	SGSF125M-UM17-90-S1-12-APC1	SGSF250M-UM9-90-S1-12-APC4-WF2-GS7
	25ft	SGSF125M-UM17-90-S1-25-APC1	SGSF250M-UM9-90-S1-25-APC4-WF2-GS7

### Air-Cooled

#### PG 9/17/125 Series




#### Power Cable / Gas Supply Hose



#### # Power Cable / Gas Supply Hose

Part Number	Description
1 APC1	Power Cable c/w 3/8" UNF RH
2 APC2	Power Cable c/w 5/8" UNF RH

#### PG 26 Series



#### # Power Cable / Gas Supply Hose

Part Number	Description
1 APC2	Power Cable c/w 5/8" UNF RH
2 APC3	Power Cable c/w 7/8" UNF RH

### Liquid-Cooled

#### PG 18/18SC/20/250M Series




#### Power Cable / Water Return Hose



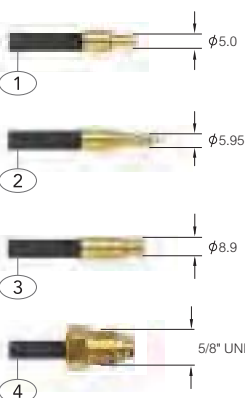
#### # Power Cable / Water Return Hose

Part Number	Description
1 APC4	Power Cable c/w 7/8" UNF LH

#### Water Feed Connection Options



#### Gas Supply Hose



#### # Liquid Feed Hose

Part Number	Description
1 WF1	Water Feed Hose c/w 8.9mm Quick Fit
2 WF2	Water Feed Hose c/w 5/8" UNF LH

#### # Gas Supply Hose

Part Number	Description
1 GS2	Gas Supply Hose c/w 5.0mm Quick Fit
2 GS3	Gas Supply Hose c/w 5.95mm Quick Fit
3 GS4	Gas Supply Hose c/w 8.9mm Quick Fit
4 GS7	Gas Supply Hose c/w 5/8" UNF RH



# Progrip Tig Torch Range

## Torch Package Configurator USA Termination



### Ordering Information

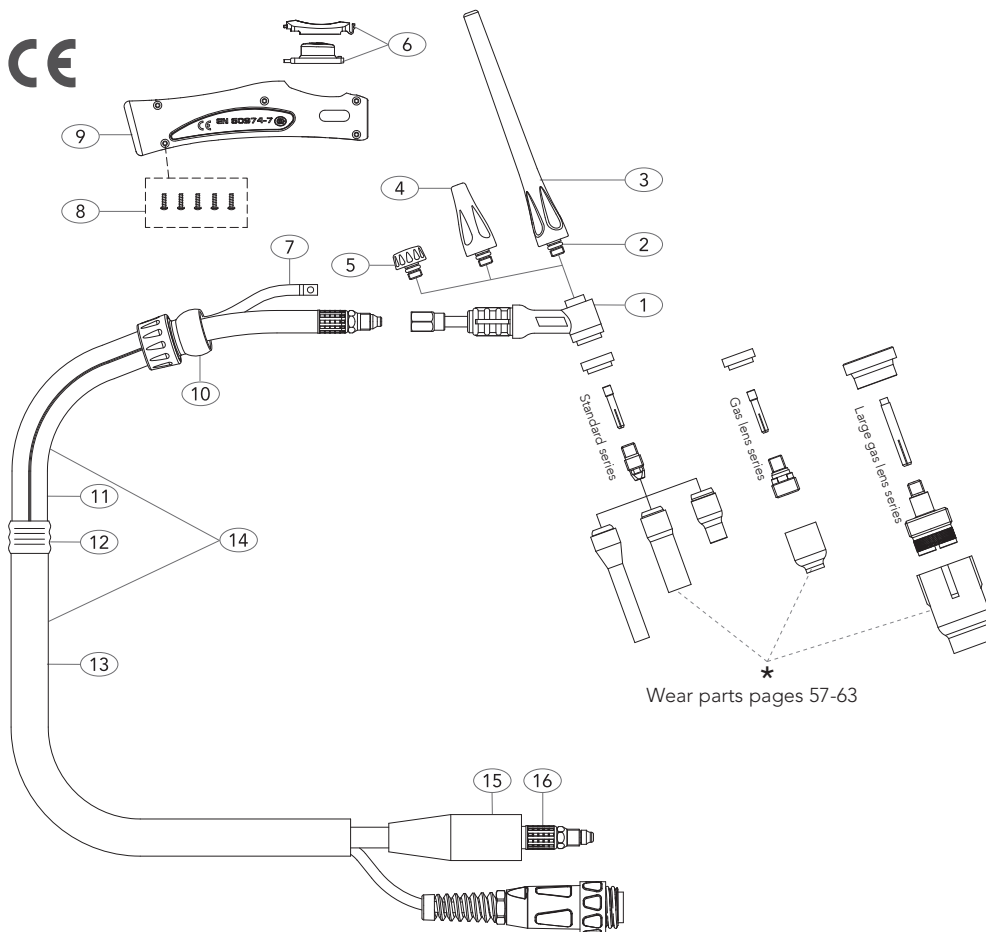
Torch package part numbering is configured using the simple 7 stage system outlined below.

1. Select the correct model of torch head
2. Select the switch option required
3. Select the length of cable required
4. Select the power cable termination required
5. Select the correct water connections
6. Select the correct gas connections
7. Add a Cable Plug if required

### Example: SG18FX-S1-12-APC4-WF2-GS7-UERCP0

Progrid PG18FX Torch x 12ft with momentary switch, 7/8" UNF LH Power, 5/8" UNF LH water, 5/8" UNF RH gas and 2 pin amphenol plug.

Step 1	Step 2	Step 3	Step 4	Step 5	Step 6	Step 7																																																																																																																																																									
Torch Head	Switch Option	Cable Length	Power Connections	Water Connections	Gas Connections	Switch Plug																																																																																																																																																									
<table><tr><th>Part No.</th><th>Description</th></tr><tr><td>SG9</td><td>125A DC</td></tr><tr><td>SG9FX</td><td>125A DC FLEX</td></tr><tr><td>SG9FXL</td><td>125A DC FLEX LONG</td></tr><tr><td>SG17</td><td>150A DC</td></tr><tr><td>SG17FX</td><td>150A DC FLEX</td></tr><tr><td>SG17FXL</td><td>150A DC FLEX LONG</td></tr><tr><td>SG26</td><td>180A DC</td></tr><tr><td>SG26FX</td><td>180A DC FLEX</td></tr></table>	Part No.	Description	SG9	125A DC	SG9FX	125A DC FLEX	SG9FXL	125A DC FLEX LONG	SG17	150A DC	SG17FX	150A DC FLEX	SG17FXL	150A DC FLEX LONG	SG26	180A DC	SG26FX	180A DC FLEX	<table><tr><th>Part No.</th><th>Description</th></tr><tr><td>SG20</td><td>225A DC</td></tr><tr><td>SG20FXL</td><td>225A DC FLEX LONG</td></tr><tr><td>SG20S</td><td>340A</td></tr><tr><td>SG18</td><td>380A DC</td></tr><tr><td>SG18FX</td><td>380A DC FLEX</td></tr><tr><td>SG18SC</td><td>410A DC</td></tr></table>	Part No.	Description	SG20	225A DC	SG20FXL	225A DC FLEX LONG	SG20S	340A	SG18	380A DC	SG18FX	380A DC FLEX	SG18SC	410A DC	<table><tr><th>#</th><th>Power Cable / Gas Supply Hose</th></tr><tr><th>Part Number</th><th>Description</th></tr><tr><td>APC1</td><td>Power Cable c/w 3/8" UNF RH</td></tr><tr><td>APC2</td><td>Power Cable c/w 5/8" UNF RH</td></tr><tr><td>APC3</td><td>Power Cable c/w 7/8" UNF RH</td></tr><tr><td>APC4</td><td>Power Cable c/w 7/8" UNF LH</td></tr></table> <p>NOTE: See page 46 for USA terminations explanation</p> <table><tr><th>#</th><th>Liquid Feed Hose</th></tr><tr><th>Part Number</th><th>Description</th></tr><tr><td>WF1</td><td>Water Feed Hose c/w 8.9mm Quick Fit</td></tr><tr><td>WF2</td><td>Water Feed Hose c/w 5/8" UNF LH</td></tr></table> <p>NOTE: See page 46 for USA terminations explanation</p> <table><tr><th>#</th><th>Gas Supply Hose</th></tr><tr><th>Part Number</th><th>Description</th></tr><tr><td>GS2</td><td>Gas Supply Hose c/w 5.0mm Quick Fit</td></tr><tr><td>GS3</td><td>Gas Supply Hose c/w 5.95mm Quick Fit</td></tr><tr><td>GS4</td><td>Gas Supply Hose c/w 8.9mm Quick Fit</td></tr><tr><td>GS7</td><td>Gas Supply Hose c/w 5/8" UNF RH</td></tr></table> <p>NOTE: See page 46 for USA terminations explanation</p>	#	Power Cable / Gas Supply Hose	Part Number	Description	APC1	Power Cable c/w 3/8" UNF RH	APC2	Power Cable c/w 5/8" UNF RH	APC3	Power Cable c/w 7/8" UNF RH	APC4	Power Cable c/w 7/8" UNF LH	#	Liquid Feed Hose	Part Number	Description	WF1	Water Feed Hose c/w 8.9mm Quick Fit	WF2	Water Feed Hose c/w 5/8" UNF LH	#	Gas Supply Hose	Part Number	Description	GS2	Gas Supply Hose c/w 5.0mm Quick Fit	GS3	Gas Supply Hose c/w 5.95mm Quick Fit	GS4	Gas Supply Hose c/w 8.9mm Quick Fit	GS7	Gas Supply Hose c/w 5/8" UNF RH	<table><tr><th>Part No.</th><th>Description</th></tr><tr><td>UERCP0</td><td>2 Pin Amphenol Plug</td></tr><tr><td>UERCP1</td><td>4 Pin Amphenol Plug</td></tr><tr><td>UERCP2</td><td>5 Pin Amphenol Plug</td></tr><tr><td>UERCP3</td><td>6 Pin Amphenol Plug</td></tr><tr><td>UERCP4</td><td>14 Pin Amphenol Plug</td></tr><tr><td>UERCP6-5</td><td>5 Pin Amphenol Plug</td></tr><tr><td>UERCP7</td><td>3 Pin Tuchel Plug</td></tr><tr><td>UERCP8</td><td>9 Pin Tuchel Plug</td></tr><tr><td>UERCP9</td><td>5 Pin Tuchel Plug</td></tr><tr><td>UERCP11</td><td>7 Pin Uniarc Plug</td></tr><tr><td>UXS12-J3P</td><td>3 Pin Plug</td></tr></table> <p>NOTE: See page 12 for cable plugs explanation</p>	Part No.	Description	UERCP0	2 Pin Amphenol Plug	UERCP1	4 Pin Amphenol Plug	UERCP2	5 Pin Amphenol Plug	UERCP3	6 Pin Amphenol Plug	UERCP4	14 Pin Amphenol Plug	UERCP6-5	5 Pin Amphenol Plug	UERCP7	3 Pin Tuchel Plug	UERCP8	9 Pin Tuchel Plug	UERCP9	5 Pin Tuchel Plug	UERCP11	7 Pin Uniarc Plug	UXS12-J3P	3 Pin Plug	<table><tr><th>Part No.</th><th>Description</th></tr><tr><td>N</td><td>Blank Kit - No Trigger</td></tr><tr><td>S1</td><td>Momentary Kit</td></tr><tr><td>S2</td><td>2 Button Momentary Kit</td></tr><tr><td>S3</td><td>3 Button Momentary Kit</td></tr><tr><td>S4</td><td>4 Button Momentary Kit</td></tr><tr><td>L1</td><td>Lever Momentary Kit</td></tr><tr><td>T1</td><td>Maintained Switch Kit</td></tr><tr><td>1K</td><td>1 Button Momentary+1k Pot</td></tr><tr><td>2K</td><td>1 Button Momentary+5k Pot</td></tr><tr><td>3K</td><td>1 Button Momentary+10k Pot</td></tr><tr><td>4K</td><td>1 Button Momentary+25k Pot</td></tr><tr><td>1T</td><td>Maintained Switch+1kPot</td></tr><tr><td>2T</td><td>Maintained Switch+5k Pot</td></tr><tr><td>3T</td><td>Maintained Switch+10k Pot</td></tr><tr><td>4T</td><td>Maintained Switch+25k Pot</td></tr><tr><td>1KH</td><td>1 Button Momentary+1k Pot</td></tr><tr><td>2KH</td><td>1 Button Momentary+5k Pot</td></tr><tr><td>3KH</td><td>1 Button Momentary+10k Pot</td></tr><tr><td>4KH</td><td>1 Button Momentary+25k Pot</td></tr><tr><td>1TH</td><td>Momentary Switch+1k Pot</td></tr><tr><td>2TH</td><td>Momentary Switch+5k Pot</td></tr><tr><td>3TH</td><td>Momentary Switch+10k Pot</td></tr><tr><td>4TH</td><td>Momentary Switch+25k Pot</td></tr></table>	Part No.	Description	N	Blank Kit - No Trigger	S1	Momentary Kit	S2	2 Button Momentary Kit	S3	3 Button Momentary Kit	S4	4 Button Momentary Kit	L1	Lever Momentary Kit	T1	Maintained Switch Kit	1K	1 Button Momentary+1k Pot	2K	1 Button Momentary+5k Pot	3K	1 Button Momentary+10k Pot	4K	1 Button Momentary+25k Pot	1T	Maintained Switch+1kPot	2T	Maintained Switch+5k Pot	3T	Maintained Switch+10k Pot	4T	Maintained Switch+25k Pot	1KH	1 Button Momentary+1k Pot	2KH	1 Button Momentary+5k Pot	3KH	1 Button Momentary+10k Pot	4KH	1 Button Momentary+25k Pot	1TH	Momentary Switch+1k Pot	2TH	Momentary Switch+5k Pot	3TH	Momentary Switch+10k Pot	4TH	Momentary Switch+25k Pot	<table><tr><th>Part No.</th><th>Description</th></tr><tr><td>12</td><td>12.5ft Cables (4mt)</td></tr><tr><td>25</td><td>25ft Cables (8mt)</td></tr><tr><td>37</td><td>37ft Cables (12mt)</td></tr><tr><td>50</td><td>50ft Cables (16mt)</td></tr></table> <p>NOTE: See page 8 for switches explanation</p> <table><tr><td>1THS</td><td>Rotate on/off 1K Potentiometer Switch Kit</td></tr><tr><td>2THS</td><td>Rotate on/off 5K Potentiometer Switch Kit</td></tr><tr><td>3THS</td><td>Rotate on/off 10K Potentiometer Switch Kit</td></tr><tr><td>4THS</td><td>Rotate on/off 25K Potentiometer Switch Kit</td></tr></table> <p>NOTE: See page 8 for switches explanation</p>	Part No.	Description	12	12.5ft Cables (4mt)	25	25ft Cables (8mt)	37	37ft Cables (12mt)	50	50ft Cables (16mt)	1THS	Rotate on/off 1K Potentiometer Switch Kit	2THS	Rotate on/off 5K Potentiometer Switch Kit	3THS	Rotate on/off 10K Potentiometer Switch Kit	4THS	Rotate on/off 25K Potentiometer Switch Kit
Part No.	Description																																																																																																																																																														
SG9	125A DC																																																																																																																																																														
SG9FX	125A DC FLEX																																																																																																																																																														
SG9FXL	125A DC FLEX LONG																																																																																																																																																														
SG17	150A DC																																																																																																																																																														
SG17FX	150A DC FLEX																																																																																																																																																														
SG17FXL	150A DC FLEX LONG																																																																																																																																																														
SG26	180A DC																																																																																																																																																														
SG26FX	180A DC FLEX																																																																																																																																																														
Part No.	Description																																																																																																																																																														
SG20	225A DC																																																																																																																																																														
SG20FXL	225A DC FLEX LONG																																																																																																																																																														
SG20S	340A																																																																																																																																																														
SG18	380A DC																																																																																																																																																														
SG18FX	380A DC FLEX																																																																																																																																																														
SG18SC	410A DC																																																																																																																																																														
#	Power Cable / Gas Supply Hose																																																																																																																																																														
Part Number	Description																																																																																																																																																														
APC1	Power Cable c/w 3/8" UNF RH																																																																																																																																																														
APC2	Power Cable c/w 5/8" UNF RH																																																																																																																																																														
APC3	Power Cable c/w 7/8" UNF RH																																																																																																																																																														
APC4	Power Cable c/w 7/8" UNF LH																																																																																																																																																														
#	Liquid Feed Hose																																																																																																																																																														
Part Number	Description																																																																																																																																																														
WF1	Water Feed Hose c/w 8.9mm Quick Fit																																																																																																																																																														
WF2	Water Feed Hose c/w 5/8" UNF LH																																																																																																																																																														
#	Gas Supply Hose																																																																																																																																																														
Part Number	Description																																																																																																																																																														
GS2	Gas Supply Hose c/w 5.0mm Quick Fit																																																																																																																																																														
GS3	Gas Supply Hose c/w 5.95mm Quick Fit																																																																																																																																																														
GS4	Gas Supply Hose c/w 8.9mm Quick Fit																																																																																																																																																														
GS7	Gas Supply Hose c/w 5/8" UNF RH																																																																																																																																																														
Part No.	Description																																																																																																																																																														
UERCP0	2 Pin Amphenol Plug																																																																																																																																																														
UERCP1	4 Pin Amphenol Plug																																																																																																																																																														
UERCP2	5 Pin Amphenol Plug																																																																																																																																																														
UERCP3	6 Pin Amphenol Plug																																																																																																																																																														
UERCP4	14 Pin Amphenol Plug																																																																																																																																																														
UERCP6-5	5 Pin Amphenol Plug																																																																																																																																																														
UERCP7	3 Pin Tuchel Plug																																																																																																																																																														
UERCP8	9 Pin Tuchel Plug																																																																																																																																																														
UERCP9	5 Pin Tuchel Plug																																																																																																																																																														
UERCP11	7 Pin Uniarc Plug																																																																																																																																																														
UXS12-J3P	3 Pin Plug																																																																																																																																																														
Part No.	Description																																																																																																																																																														
N	Blank Kit - No Trigger																																																																																																																																																														
S1	Momentary Kit																																																																																																																																																														
S2	2 Button Momentary Kit																																																																																																																																																														
S3	3 Button Momentary Kit																																																																																																																																																														
S4	4 Button Momentary Kit																																																																																																																																																														
L1	Lever Momentary Kit																																																																																																																																																														
T1	Maintained Switch Kit																																																																																																																																																														
1K	1 Button Momentary+1k Pot																																																																																																																																																														
2K	1 Button Momentary+5k Pot																																																																																																																																																														
3K	1 Button Momentary+10k Pot																																																																																																																																																														
4K	1 Button Momentary+25k Pot																																																																																																																																																														
1T	Maintained Switch+1kPot																																																																																																																																																														
2T	Maintained Switch+5k Pot																																																																																																																																																														
3T	Maintained Switch+10k Pot																																																																																																																																																														
4T	Maintained Switch+25k Pot																																																																																																																																																														
1KH	1 Button Momentary+1k Pot																																																																																																																																																														
2KH	1 Button Momentary+5k Pot																																																																																																																																																														
3KH	1 Button Momentary+10k Pot																																																																																																																																																														
4KH	1 Button Momentary+25k Pot																																																																																																																																																														
1TH	Momentary Switch+1k Pot																																																																																																																																																														
2TH	Momentary Switch+5k Pot																																																																																																																																																														
3TH	Momentary Switch+10k Pot																																																																																																																																																														
4TH	Momentary Switch+25k Pot																																																																																																																																																														
Part No.	Description																																																																																																																																																														
12	12.5ft Cables (4mt)																																																																																																																																																														
25	25ft Cables (8mt)																																																																																																																																																														
37	37ft Cables (12mt)																																																																																																																																																														
50	50ft Cables (16mt)																																																																																																																																																														
1THS	Rotate on/off 1K Potentiometer Switch Kit																																																																																																																																																														
2THS	Rotate on/off 5K Potentiometer Switch Kit																																																																																																																																																														
3THS	Rotate on/off 10K Potentiometer Switch Kit																																																																																																																																																														
4THS	Rotate on/off 25K Potentiometer Switch Kit																																																																																																																																																														



Wear parts pages 57-63

#### MODEL

Description	Part Number	
	12.5ft	25ft
Progrip Tig Torch Package	SG9-S1-12-APC1	SG9-S1-25-APC1

#### SPARE PARTS

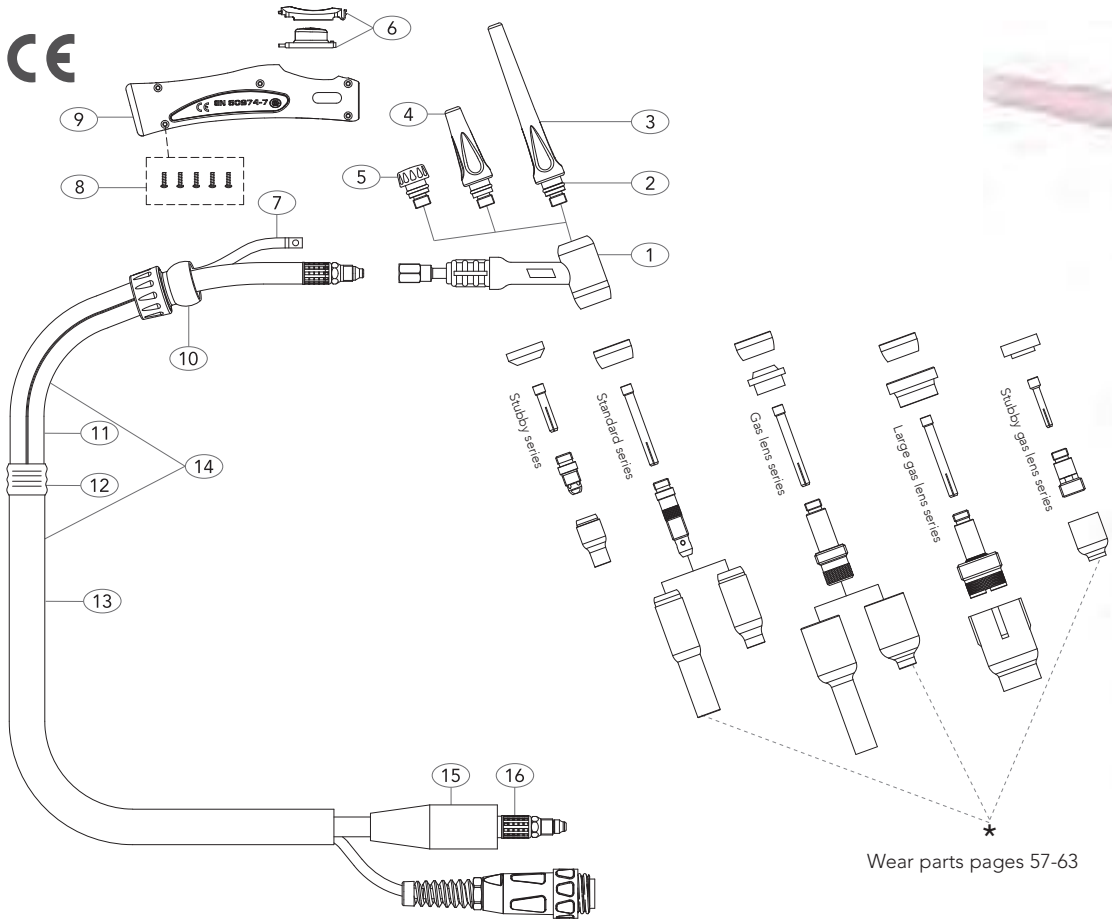
Part Number	Description	Part Number	Description
1	UWP9 Torch Body Standard	14	UERCO100-40 Sheath x 12.5ft Inc Leather Cover
2	U98W77 Back Cap 'O' Ring		UERCO100-80 Sheath x 25ft Inc Leather Cover
3	U41V24 Back Cap Long	15	U0315071 Insulation Boot
4	U41V35 Back Cap Medium	16	*UHD57Y01RP-APC # Power Cable x 12.5ft
5	U41V33 Back Cap Short		*UHD57Y03RP-APC # Power Cable x 25ft
6	UER1MS Momentary Kit	*Note: Power cable assemblies are specified by utilizing the part number and a termination suffix from the gas supply hose table on page 46. <b>Example: UHD57Y01RP-APC1</b> Power Cable c/w 3/8" UNF RH	
7	UERSWL4 Trigger Lead 12.5ft		
	UERSWL8 Trigger Lead 25ft		
8	UERSP1 Screw Pack		
9	UERH100 Small Ergo Tig Handle		
10	UERKJ100 Small Knuckle Joint		
11	UERLC100-08 Leather Cover x 0.8mt		
12	UERJK100 Jointing Repair Kit		
13	UERNCS-32 Neoprene Cover Assembly x 3.2mt		
	UERNCS-72 Neoprene Cover Assembly x 7.2mt		

Standard products can be customized & branded as necessary.

All products conform to EN60974-7, CE and are RoHS2, REACH and WEEE compliant

# PG17 Air-Cooled Tig Welding Torch

Rating: 150A DC, 105A AC @35% duty cycle.



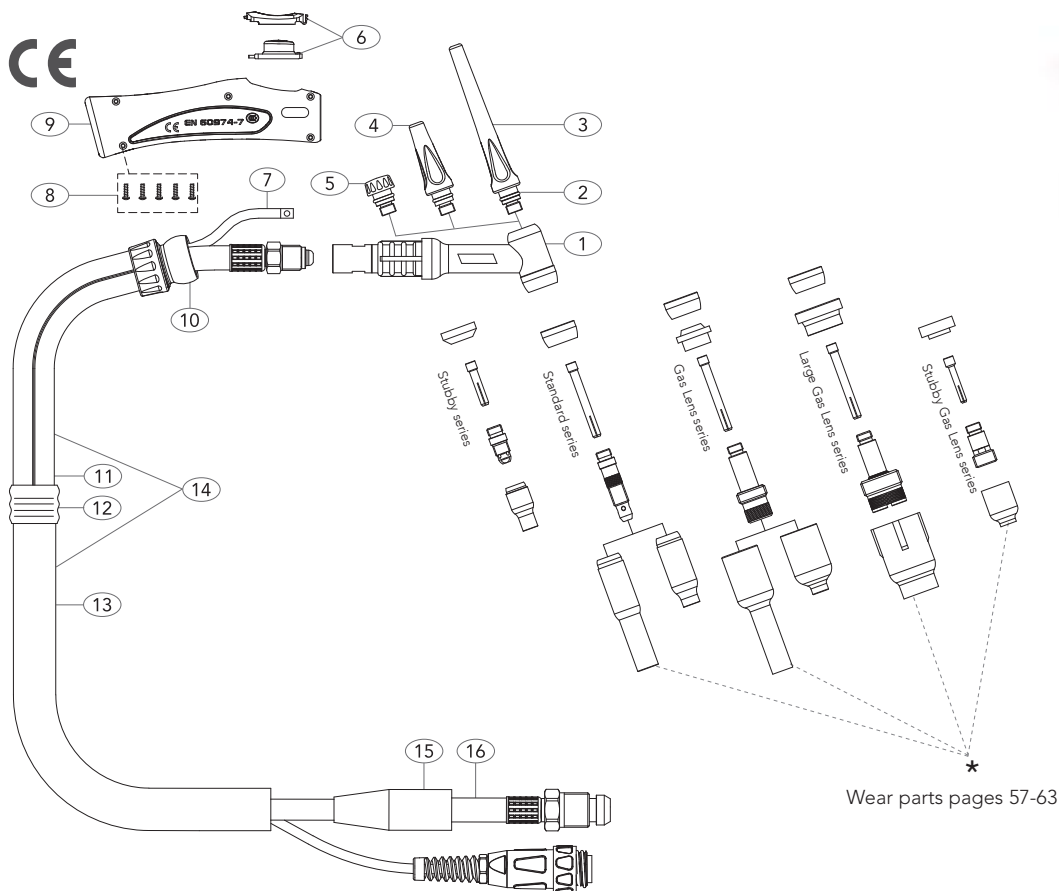
MODEL		
Description	Part Number	
Progrip Tig Torch Package	12.5ft	25ft
	SG17-S1-12-APC1	SG17-S1-25-APC1

SPARE PARTS			
Part Number	Description	Part Number	Description
1	UWP17 Torch Body Standard	14	UERCO100-40 Sheath x 12.5ft Inc Leather Cover
2	U98W18 Back Cap 'O' Ring		UERCO100-80 Sheath x 25ft Inc Leather Cover
3	U57Y02 Back Cap Long	15	U0315071 Insulation Boot
4	U300M Back Cap Medium	16	*UHD57Y01RP-APC # Power Cable x 12.5ft
5	U57Y04 Back Cap Short		*UHD57Y03RP-APC # Power Cable x 25ft
6	UER1MS Momentary Kit	*Note: Power cable assemblies are specified by utilizing the part number and a termination suffix from the gas supply hose table on page 46. <b>Example: UHD57Y01RP-APC1</b> Power Cable c/w 3/8" UNF RH	
7	UERSWL4 Trigger Lead 12.5ft		
	UERSWL8 Trigger Lead 25ft		
8	UERSP1 Screw Pack		
9	UERH100 Small Ergo Tig Handle		
10	UERKJ100 Small Knuckle Joint		
11	UERLC100-08 Leather Cover x 0.8mt		
12	UERJK100 Joint Repair Kit		
13	UERNCS-32 Neoprene Cover Assembly x 3.2mt		
	UERNCS-72 Neoprene Cover Assembly x 7.2mt		

Standard products can be customized & branded as necessary.  
All products conform to EN60974-7, **CE** and are RoHS2, REACH and WEEE compliant

## PG26 Air-Cooled Tig Welding Torch

Rating: 180A DC, 125A AC @35% duty cycle.



Wear parts pages 57-63

### MODEL

Description	Part Number	
	12.5ft	25ft
Progrip Tig Torch Package	SG26-S1-12-APC3	SG26-S1-25-APC3

### SPARE PARTS

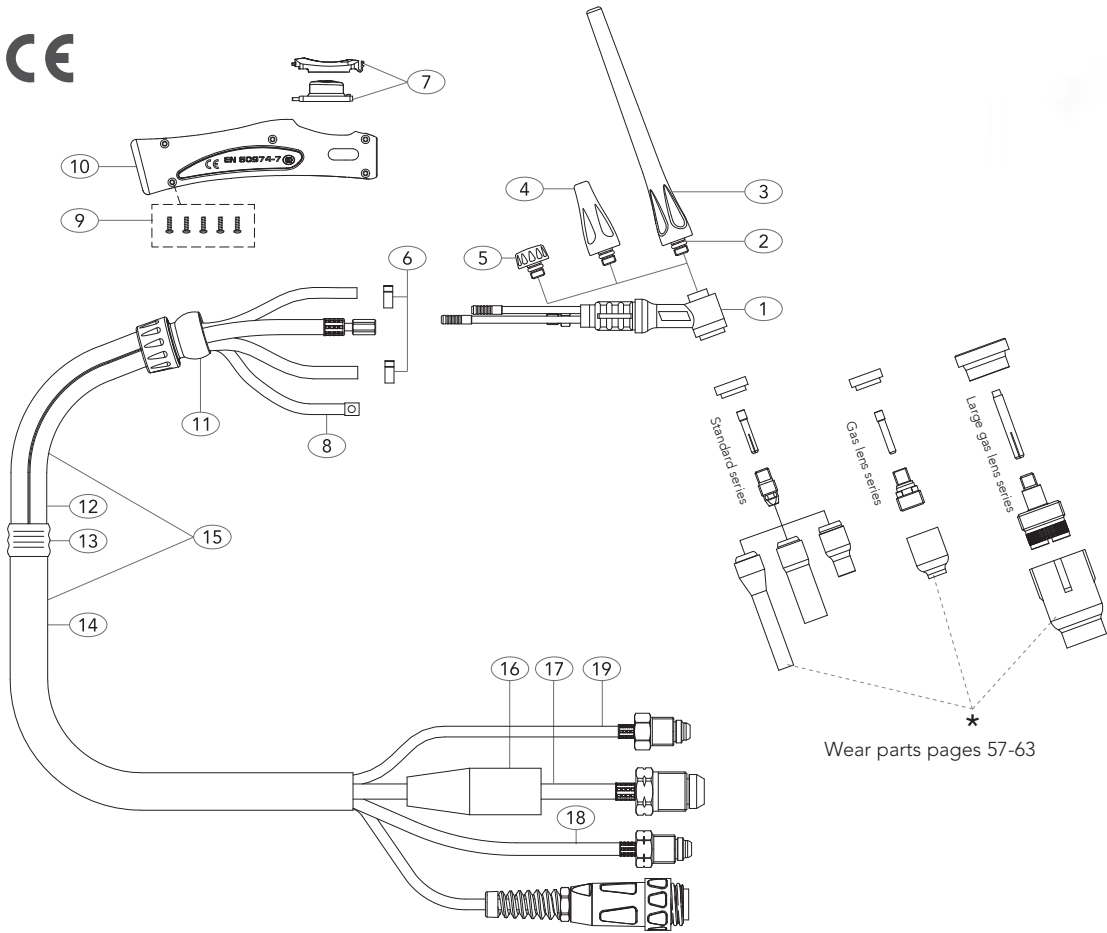
Part Number	Description	Part Number	Description
1	UWP26 Torch Body Standard	14	UERCO200-40 Sheath x 12.5ft Inc Leather Cover
2	U98W18 Back Cap 'O' Ring		UERCO200-80 Sheath x 25ft Inc Leather Cover
3	U57Y02 Back Cap Long	15	U0315071 Insulation Boot
4	U300M Back Cap Medium	16	*U46V28RP-APC # Power Cable x 12.5ft
5	U57Y04 Back Cap Short		*U46V30RP-APC # Power Cable x 25ft
6	UER1MS Momentary Kit	*Note: Power cable assemblies are specified by utilizing the part number and a termination suffix from the gas supply hose table on page 46. <b>Example: U46V28RP-APC3</b> Power Cable c/w 3/8" UNF RH	
7	UERSWL4 Trigger Lead 12.5ft		
	UERSWL8 Trigger Lead 25ft		
8	UERSP1 Screw Pack		
9	UERH200 Large Ergo Tig Handle		
10	UERKJ200 Large Knuckle Joint		
11	UERLC200-08 Leather Cover x 0.8mt		
12	UERJK200 Jointing Repair Kit		
13	UERNCL-32 Neoprene Cover Assembly x 3.2mt		
	UERNCL-72 Neoprene Cover Assembly x 7.2mt		

Standard products can be customized & branded as necessary.

All products conform to EN60974-7, **CE** and are RoHS2, REACH and WEEE compliant

# PG20 Liquid-Cooled Tig Welding Torch

Rating: 225A DC, 160A AC @100% duty cycle.



Wear parts pages 57-63

## MODEL

Description	Part Number	
	12.5ft	25ft
Progrip Tig Torch Package	SG20-S1-12-APC4-WF2-GS7	SG20-S1-25-APC4-WF2-GS7

## SPARE PARTS

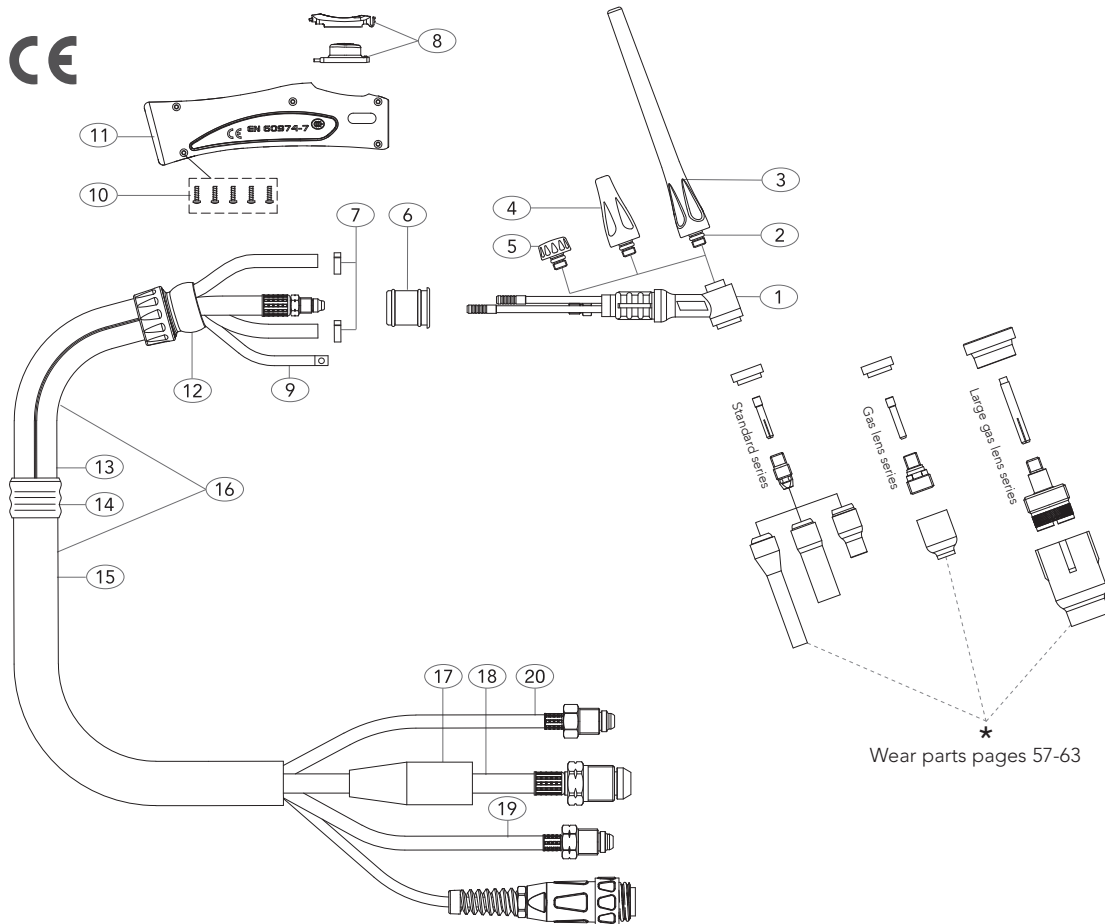
Part Number	Description	Part Number	Description
1 UWP20	Torch Body Standard	15 UERCO100-40	Sheath x 12.5ft Inc Leather Cover
2 U98W77	Back Cap 'O' Ring	15 UERCO100-80	Sheath x 25ft Inc Leather Cover
3 U41V24	Back Cap Long	16 U0315071	Insulation Boot
4 U41V35	Back Cap Medium	17 *U45V03RP-APC#	Power Cable x 12.5ft
5 U41V33	Back Cap Short	*U45V04RP-APC#	Power Cable x 25ft
6 UB5025S	Water Hose Clamp 8.0mm	18 *UN45V07RP-WF#	Water Feed Hose x 12.5ft
7 UER1MS	Momentary Kit	*UN45V08RP-WF#	Water Feed Hose x 25ft
8 UERSWL4	Trigger Lead 12.5ft	19 *U45V09-GS#	Gas Supply Hose x 12.5ft
8 UERSWL8	Trigger Lead 25ft	*U45V10-GS#	Gas Supply Hose x 25ft
9 UERSP1	Screw Pack		
10 UERH100	Small Ergo Tig Handle		
11 UERKJ100	Small Knuckle Joint		
12 UERLC100-08	Leather Cover x 0.8mt		
13 UERJK100	Jointing Repair Kit		
14 UERNCS-32	Neoprene Cover Assembly x 3.2mt		
14 UERNCS-72	Neoprene Cover Assembly x 7.2mt		

\*Note: Gas and Water hose assemblies are configured by utilizing the main part number and a termination suffix from the appropriate termination table on page 46.

**Example: UN45V07RP-WF2**  
Water feed hose c/w 5/8" UNF LH

Standard products can be customized & branded as necessary.

All products conform to EN60974-7, CE and are RoHS2, REACH and WEEE compliant



#### MODEL

Description	Part Number	
	12.5ft	25ft
Progrip Tig Torch Package	SG20S-S1-12-APC4-WF2-GS7	SG20S-S1-25-APC4-WF2-GS7

#### SPARE PARTS

Part Number	Description	Part Number	Description
1 UWP20S	Torch Body Standard	16 UERCO200-40	Sheath x 12.5ft Inc Leather Cover
2 U98W77	Back Cap 'O' Ring	16 UERCO200-80	Sheath x 25ft Inc Leather Cover
3 U41V24	Back Cap Long	17 U0315071	Insulation Boot
4 U41V35	Back Cap Medium	18 *U45V03SRP-APC#	Power Cable x 12.5ft
5 U41V33	Back Cap Short	*U45V04SRP-APC#	Power Cable x 25ft
6 MIG-WP17-RING-KIT	Location Sleeve Assembly	19 *UN45V07RP-WF#	Water Feed Hose x 12.5ft
7 UB5025S	Hose Clamp 8.0mm	*UN45V08RP-WF#	Water Feed Hose x 25ft
8 UER1MS	Momentary Kit	20 *U45V09-GS#	Gas Supply Hose x 12.5ft
9 UERSWL4	Trigger Lead 12.5ft	*U45V10-GS#	Gas Supply Hose x 25ft
UERSWL8	Trigger Lead 25ft		
10 UERSP1	Screw Pack		
11 UERH200	Large Ergo Tig Handle		
12 UERKJ200	Large Knuckle Joint		
13 UERLC200-08	Leather Cover x 0.8mt		
14 UERJK200	Jointing Repair Kit		
15 UERNCL-32	Neoprene Cover Assembly x 3.2mt		
UERNCL-72	Neoprene Cover Assembly x 7.2mt		

\*Note: Power Cable, Gas and Water hose assemblies are configured by utilizing the main part number and a termination suffix from the appropriate termination table on page 46.

#### Example: U45V07RP-WF2

Water feed hose c/w 5/8" UNF LH

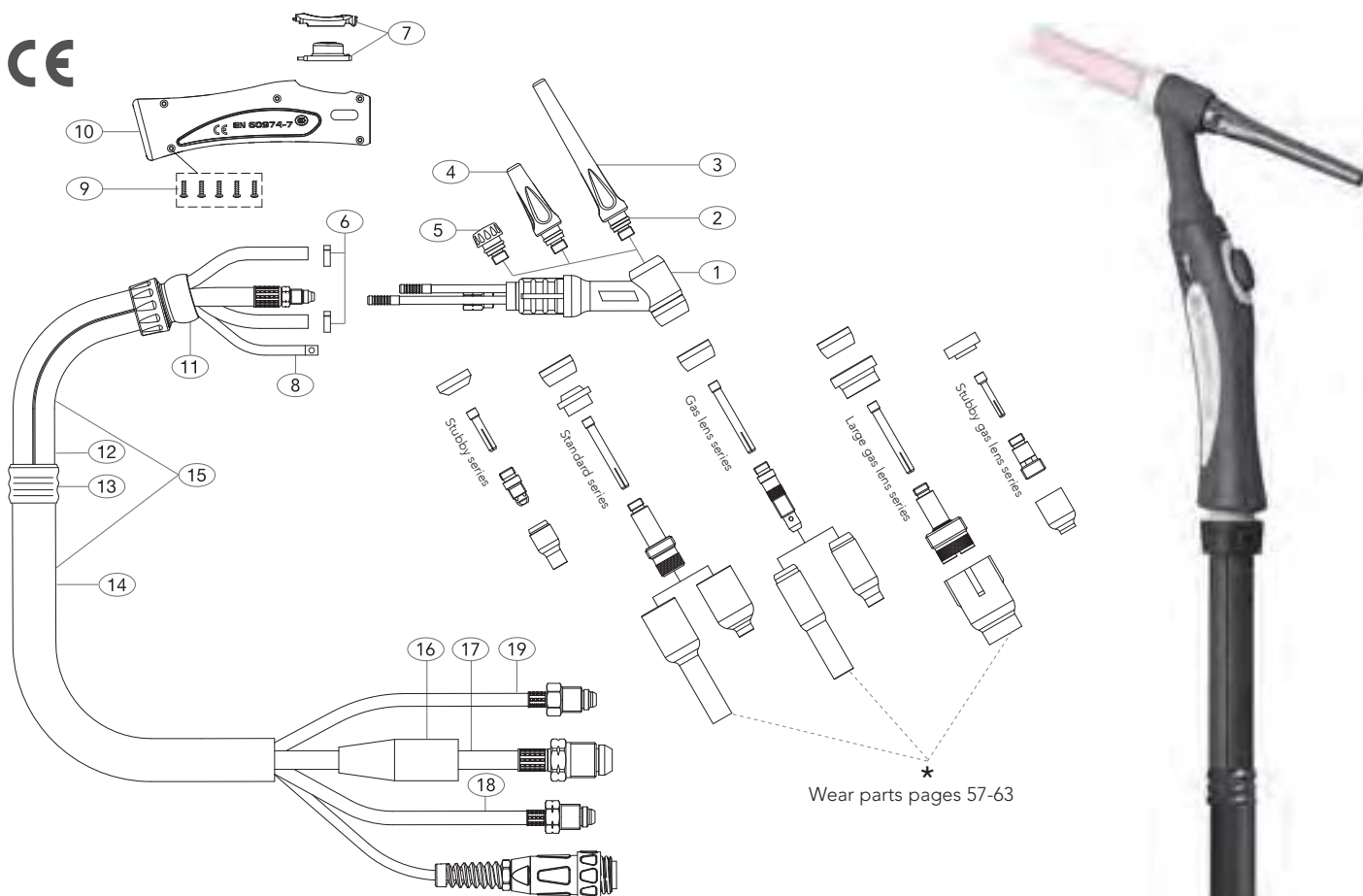
Standard products can be customized & branded as necessary.

All products conform to EN60974-7, CE and are RoHS2, REACH and WEEE compliant



# PG18 Liquid-Cooled Tig Welding Torch

Rating: 380A DC, 270A AC @100% duty cycle.



## MODEL

Description	Part Number	
	12.5ft	25ft
Progrip Tig Torch Package	SG18-S1-12-APC4-WF2-GS7	SG18-S1-25-EPC4-WF2-GS7

## SPARE PARTS

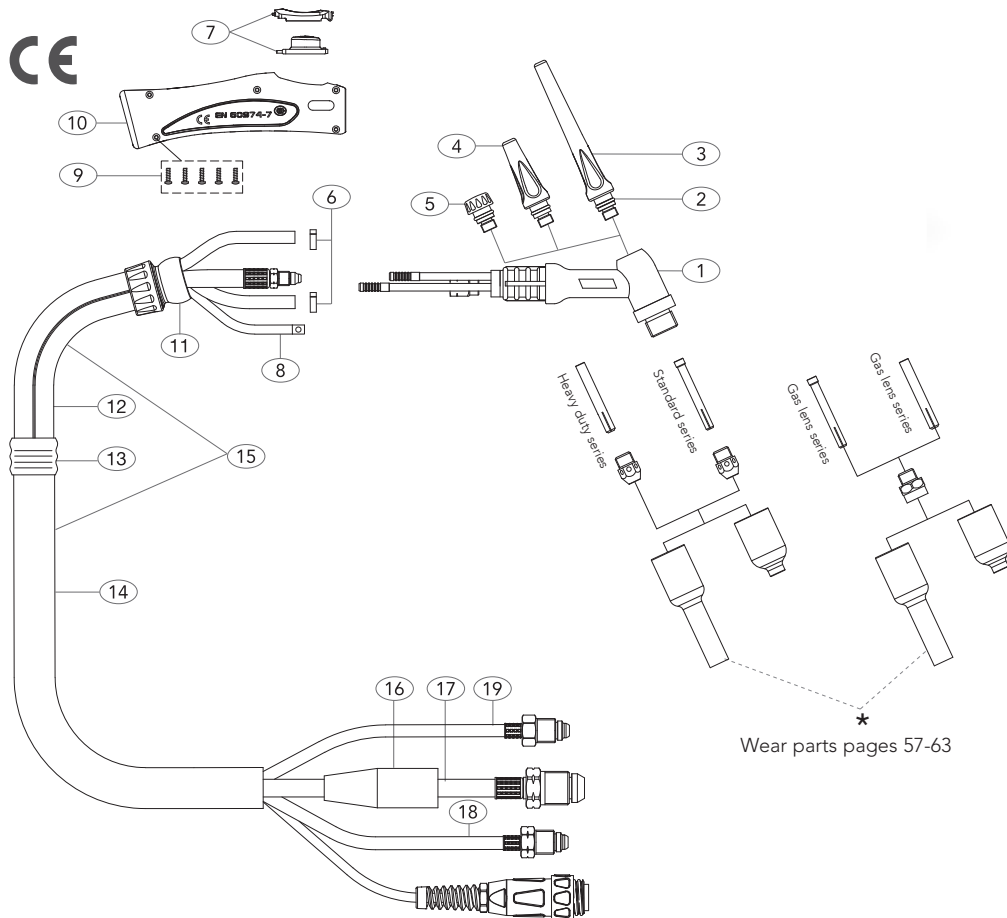
Part Number	Description	Part Number	Description
1	UWP18 Torch Body Standard	15	UERCO200-40 Sheath x 12.5ft Inc Leather Cover
2	U98W18 Back Cap 'O' Ring		UERCO200-80 Sheath x 25ft Inc Leather Cover
3	U57Y02 Back Cap Long	16	U0315071 Insulation Boot
4	U300M Back Cap Medium	17	*U40V64RP-APC# Power Cable x 12.5ft
5	U57Y04 Back Cap Short		*U41V29RP-APC# Power Cable x 25ft
6	UB5024 Hose Clamp 9.5mm	18	*U45V07RP-WF# Water Feed Hose x 12.5ft
7	UER1MS Momentary Kit		*U45V08RP-WF# Water Feed Hose x 25ft
8	UERSWL4 Trigger Lead 12.5ft	19	*U45V09RP-GS# Gas Supply Hose x 12.5ft
	UERSWL8 Trigger Lead 25ft		*U45V10RP-GS# Gas Supply Hose x 25ft
9	UERSP1 Screw Pack	*Note: Gas and Water hose assemblies are configured by utilizing the main part number and a termination suffix from the appropriate termination table on page 46. <b>Example: U45V07RP-WF2</b> Water feed hose c/w 5/8" UNF LH	
10	UERH200 Large Ergo Tig Handle		
11	UERKJ200 Large Knuckle Joint		
12	UERLC200-08 Leather Cover x 0.8mt		
13	UERJK200 Jointing Repair Kit		
14	UERNCL-32 Neoprene Cover Assembly x 3.2mt		
	UERNCL-72 Neoprene Cover Assembly x 7.2mt		

Standard products can be customized & branded as necessary.

All products conform to EN60974-7, **CE** and are RoHS2, REACH and WEEE compliant

## PG18SC Liquid-Cooled Tig Welding Torch

Rating: 410A DC, 290A AC @100% duty cycle.



### MODEL

Description	Part Number	
	12.5ft	25ft
Progrip Tig Torch Package	SG18SC-S1-12-APC4-WF2-GS7	SG18SC-S1-25-APC4-WF2-GS7

### SPARE PARTS

Part Number	Description	Part Number	Description
1 UWP18SC	Torch Body	16 U0315071	Insulation Boot
2 U98W18	Back Cap 'O' Ring	17 *UHD40V64RP-APC #	Power Cable x 12.5ft
3 U57Y02	Back Cap Long	*U41V29RP-APC #	Power Cable x 25ft
4 U300M	Back Cap Medium	18 *U45V07RP-WF #	Water Feed Hose x 12.5ft
5 U57Y04	Back Cap Short	*U45V08RP-WF #	Water Feed Hose x 25ft
6 UB5024	Hose Clamp 9.5mm	19 *U45V09RP-GS #	Gas Supply Hose x 12.5ft
7 UER1MS	Momentary Kit	*U45V10RP-GS #	Gas Supply Hose x 25ft
8 UERSWL4	Trigger Lead 12.5ft		
UERSWL8	Trigger Lead 25ft		
9 UERSP1	Screw Pack		
10 UERH200	Large Ergo Tig Handle		
11 UERKJ200	Large Knuckle Joint		
12 UERLC200-08	Leather Cover x 0.8mt		
13 UERJK200	Joining Repair Kit		
14 UERNCL-32	Neoprene Cover Assembly x 3.2mt		
UERNCL-72	Neoprene Cover Assembly x 7.2mt		
15 UERCO200-40	Sheath x 12.5ft Inc Leather Cover		
UERCO200-80	Sheath x 25ft Inc Leather Cover		

\*Note: Gas and Water hose assemblies are configured by utilizing the main part number and a termination suffix from the appropriate termination table on page 46.

**Example: U45V07RP-WF2**  
Water feed hose c/w 5/8" UNF LH

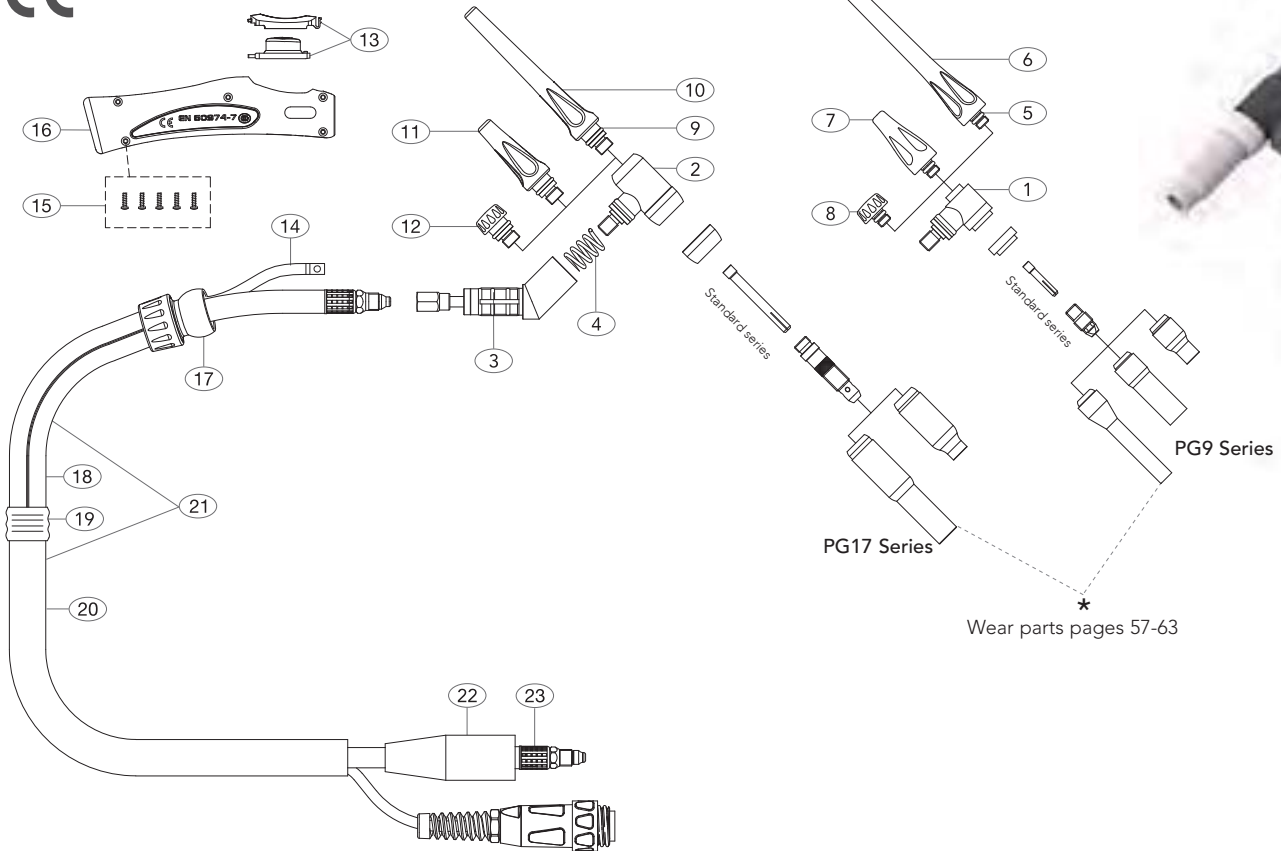
Standard products can be customized & branded as necessary.

All products conform to EN60974-7, CE and are RoHS2, REACH and WEEE compliant

# PG125 Multijust Air-Cooled Tig Welding Torch

Rating: UM9-90 head 95A DC, 65A AC @35% duty cycle.

UM17-90 head 150A DC, 105A AC @35% duty cycle.



## MODEL

Description	Part Number	
	12.5ft	25ft
Progrip Tig Torch Package	SGSF125M-UM17-90-S1-12-APC1	SGSF125M-UM17-90-S1-25-APC1

## SPARE PARTS

Part Number	Description	Part Number	Description
1 UM9-90	Torch Head	17 UERKJ100	Small Knuckle Joint
2 UM17-90	Torch Head 90° (Standard Set Up)	18 UERLC100-08	Leather Cover x 0.8mt
3 U125M	Torch Body	19 UERJK100	Joint Repair Kit
4 4276270	Spring	20 UERNCS-32	Neoprene Cover Assembly x 3.2mt
5 U98W77	Back Cap 'O' Ring	UERNCS-72	Neoprene Cover Assembly x 7.2mt
6 U41V24	Back Cap Long	21 UERCO100-40	Sheath x 12.5ft Inc Leather Cover
7 U41V35	Back Cap Medium	UERCO100-80	Sheath x 25ft Inc Leather Cover
8 U41V33	Back Cap Short	22 U0315071	Insulation Boot
9 U98W18	Back Cap 'O' Ring	23 *UHD57Y01RP-APC #	Power Cable x 12.5ft
10 U57Y02	Back Cap Long	*UHD57Y03RP-APC #	Power Cable x 25ft
11 U300M	Back Cap Medium		
12 U57Y04	Back Cap Short		
13 UER1MS	Momentary Kit		
14 UERSWL4	Trigger Lead 12.5ft		
UERSWL8	Trigger Lead 25ft		
15 UERSP1	Screw Pack		
16 UERH100	Small Ergo Tig Handle		

\*Note: Power cable assemblies are specified by utilizing the part number and a termination suffix from the gas supply hose table on page 46.

**Example: UHD57Y01ARP-APC1**  
Power Cable c/w 3/8" UNF RH

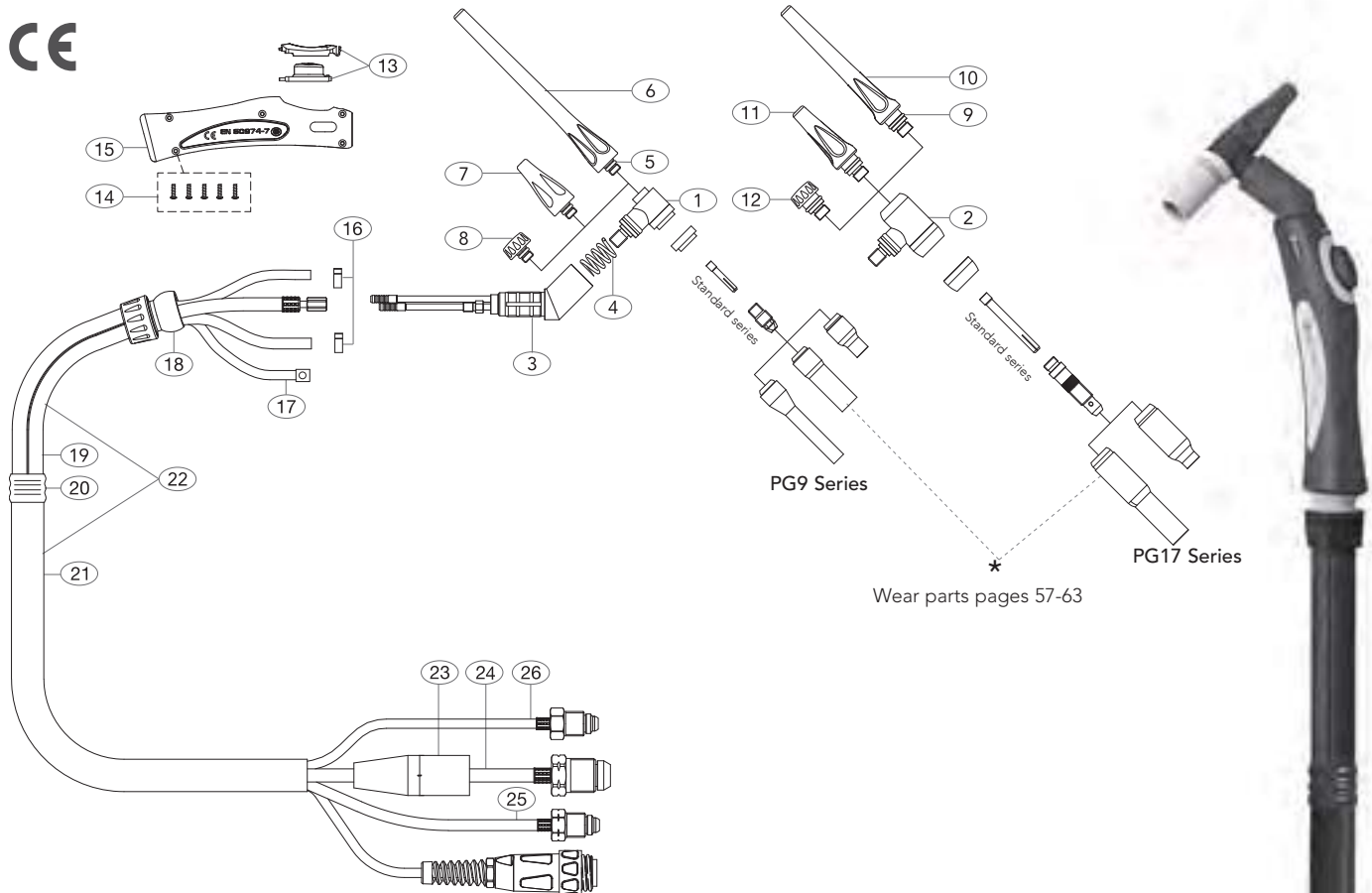
Standard products can be customized & branded as necessary.

All products conform to EN60974-7, CE and are RoHS2, REACH and WEEE compliant

## PG250 Multijust Liquid-Cooled Tig Welding Torch

Rating: UM9-90 head 225A DC, 160A AC @100% duty cycle.

UM17-90 head 250A DC, 175A AC @100% duty cycle.



### MODEL

Description	Part Number	
	12.5ft	25ft
Progrip Tig Torch Package	SGSF250M-UM9-90-S1-12-APC1-WF2-GS7	SGSF250M-UM9-90-S1-25-APC1-WF2-GS7

### SPARE PARTS

Part Number	Description	Part Number	Description
1	UM9-90 Torch Head 90° (Standard Set Up)	20	UERJK100 Jointing Repair Kit
2	UM17-90 Torch Head 90°	21	UERNCS-32 Neoprene Cover Assembly x 3.2mt
3	U250M Torch Body		UERNCS-72 Neoprene Cover Assembly x 7.2mt
4	4276270 Spring	22	UERCO100-40 Sheath x 12.5ft Inc Leather Cover
5	U98W77 Back Cap 'O' Ring		UERCO100-80 Sheath x 25ft Inc Leather Cover
6	U41V24 Back Cap Long	23	U0315071 Insulation Boot
7	U41V35 Back Cap Medium	24	*U45V03RP-APC# Power Cable x 12.5ft O/B Rubber
8	U41V33 Back Cap Short		*U45V04RP-APC# Power Cable x 25ft O/B Rubber
9	U98W18 Back Cap 'O' Ring	25	*UN45V07RP-WF# Water Feed Hose x 12.5ft O/B Rubber
10	U57Y02 Back Cap Long		*UN45V08RP-WF# Water Feed Hose x 25ft O/B Rubber
11	U300M Back Cap Medium	26	*U45V09-GS# Gas Supply Hose x 12.5ft PVC
12	U57Y04 Back Cap Short		*U45V10-GS# Gas Supply Hose x 25ft PVC
13	UER1MS Momentary Kit		
14	UERSP1 Screw Pack		
15	UERH100 Small Ergo Tig Handle		
16	15400020 Hose Clamp 8.7mm		
17	UERSWL4 Trigger Lead 12.5ft		
	UERSWL8 Trigger Lead 25ft		
18	UERKJ100 Small Knuckle Joint		
19	UERLC100-08 Leather Cover x 0.8mt		

\*Note: Gas and Water hose assemblies are configured by utilizing the main part number and a termination suffix from the appropriate termination table on page 46.

**Example: UN45V07RP-WF2**  
Water feed hose c/w 5/8" UNF LH

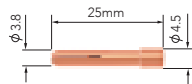
Standard products can be customized & branded as necessary.

All products conform to EN60974-7, CE and are RoHS2, REACH and WEEE compliant

## Wear Parts

### Standard Collets


Part No.	Description	Electrode Size		PG9	PG17	PG18	PG18SC	PG20	PG20S	PG26	PG125M	PG250M
		mm	inch									
U10N21	Standard Collet	0.5mm	0.02"	●	●	●	●	●	●	●	●	●
U10N22	Standard Collet	1.0mm	0.04"	●	●	●	●	●	●	●	●	●
U10N23	Standard Collet	1.6mm	1/16"	●	●	●	●	●	●	●	●	●
U10N23M	Standard Collet	2.0mm	5/64"	●	●	●	●	●	●	●	●	●
U10N24	Standard Collet	2.4mm	3/32"	●	●	●	●	●	●	●	●	●
U10N25	Standard Collet	3.2mm	1/8"	●	●	●	●	●	●	●	●	●
U54N20	Standard Collet	4.0mm	5/32"	●	●	●	●	●	●	●	●	●



U13N20	Standard Collet	0.5mm	0.02"	●	●	●	●	●	●	●	●	●
U13N21	Standard Collet	1.0mm	0.04"	●	●	●	●	●	●	●	●	●
U13N22	Standard Collet	1.6mm	1/16"	●	●	●	●	●	●	●	●	●
U13N22M	Standard Collet	2.0mm	5/64"	●	●	●	●	●	●	●	●	●
U13N23	Standard Collet	2.4mm	3/32"	●	●	●	●	●	●	●	●	●
U13N24	Standard Collet	3.2mm	1/8"	●	●	●	●	●	●	●	●	●


### Heavy Duty Collets

Part No.	Description	Electrode Size		PG9	PG17	PG18	PG18SC	PG20	PG20S	PG26	PG125M	PG250M
		mm	inch									
U10N25HD	Heavy Duty Collet	3.2mm	1/8"	●	●	●	●	●	●	●	●	●
U54N20HD	Heavy Duty Collet	4.0mm	5/32"	●	●	●	●	●	●	●	●	●
U18C36	Heavy Duty Collet	4.8mm	3/16"	●	●	●	●	●	●	●	●	●





### Large Diameter Gas Lens Collets

Part No.	Description	Electrode Size		PG9	PG17	PG18	PG18SC	PG20	PG20S	PG26	PG125M	PG250M
		mm	inch									
U13N20L	Large Diameter Gas Lens Collet	0.5mm	0.02"	●	●	●	●	●	●	●	●	●
U13N21L	Large Diameter Gas Lens Collet	1.0mm	0.04"	●	●	●	●	●	●	●	●	●
U13N22L	Large Diameter Gas Lens Collet	1.6mm	1/16"	●	●	●	●	●	●	●	●	●
U13N23L	Large Diameter Gas Lens Collet	2.4mm	3/32"	●	●	●	●	●	●	●	●	●
U13N24L	Large Diameter Gas Lens Collet	3.2mm	1/8"	●	●	●	●	●	●	●	●	●



● Standard wear part range    ● Torch package standard wear part set-up

## Wear Parts

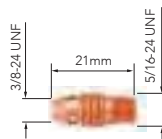



### Stubby Series Collets

Part No.	Description	Electrode Size		PG9	PG17	PG18	PG18SC	PG20	PG20S	PG26	PG125M	PG250M
		mm	inch									
U10N21S	Stubby Series Collet	0.5mm	0.02"	●	●	●	●	●	●	●	●	●
U10N22S	Stubby Series Collet	1.0mm	0.04"	●	●	●	●	●	●	●	●	●
U10N23S	Stubby Series Collet	1.6mm	1/16"	●	●	●	●	●	●	●	●	●
U10N24S	Stubby Series Collet	2.4mm	3/32"	●	●	●	●	●	●	●	●	●
U10N25S	Stubby Series Collet	3.2mm	1/8"	●	●	●	●	●	●	●	●	●
USTB13N20	Stubby Series Collet	0.5mm	0.02"	●	●	●	●	●	●	●	●	●
USTB13N21	Stubby Series Collet	1.0mm	0.04"	●	●	●	●	●	●	●	●	●
USTB13N22	Stubby Series Collet	1.6mm	1/16"	●	●	●	●	●	●	●	●	●
USTB13N22M	Stubby Series Collet	2.0mm	5/64"	●	●	●	●	●	●	●	●	●
USTB13N23	Stubby Series Collet	2.4mm	3/32"	●	●	●	●	●	●	●	●	●
USTB13N24	Stubby Series Collet	3.2mm	1/8"	●	●	●	●	●	●	●	●	●

### Standard Collet Bodies


Part No.	Description	Electrode Size		PG9	PG17	PG18	PG18SC	PG20	PG20S	PG26	PG125M	PG250M
		mm	inch									
U10N29	Standard Collet Body	0.5mm	0.02"	●	●	●	●	●	●	●	●	●
U10N30	Standard Collet Body	1.0mm	0.04"	●	●	●	●	●	●	●	●	●
U10N31	Standard Collet Body	1.6mm	1/16"	●	●	●	●	●	●	●	●	●
U10N31M	Standard Collet Body	2.0mm	5/64"	●	●	●	●	●	●	●	●	●
U10N32	Standard Collet Body	2.4mm	3/32"	●	●	●	●	●	●	●	●	●
U10N28	Standard Collet Body	3.2mm	1/8"	●	●	●	●	●	●	●	●	●
U406488	Standard Collet Body	4.0mm	5/32"	●	●	●	●	●	●	●	●	●
U13N25	Standard Collet Body	0.5mm	0.02"	●	●	●	●	●	●	●	●	●
U13N26	Standard Collet Body	1.0mm	0.04"	●	●	●	●	●	●	●	●	●
U13N27	Standard Collet Body	1.6mm	1/16"	●	●	●	●	●	●	●	●	●
U13N27M	Standard Collet Body	2.0mm	5/64"	●	●	●	●	●	●	●	●	●
U13N28	Standard Collet Body	2.4mm	3/32"	●	●	●	●	●	●	●	●	●
U13N29	Standard Collet Body	3.2mm	1/8"	●	●	●	●	●	●	●	●	●



● Standard wear part range    ● Torch package standard wear part set-up




## Wear Parts



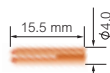
### Heavy Duty Nose Collet Bodies

Part No.	Description	Bore	PG9	PG17	PG18	PG18SC	PG20	PG20S	PG26	PG125M	PG250M
UNCB-53	Standard Nose Collet Body	3.4mm	●	●	●	●	●	●	●	●	●
UNCB-36	Heavy Duty Nose Collet Body	5.0mm	●	●	●	●	●	●	●	●	●



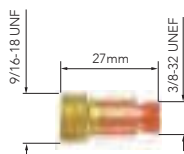
### Stubby Collet Bodies

Part No.	Description	Bore	PG9	PG17	PG18	PG18SC	PG20	PG20S	PG26	PG125M	PG250M
U17CB20	Stubby Collet Body	3.5mm	●	●	●	●	●	●	●	●	●



### Short Collet Bodies

Part No.	Description	Electrode Size mm inch	PG9	PG17	PG18	PG18SC	PG20	PG20S	PG26	PG125M	PG250M
U13N21ES	Short Collet Body	1.0mm 0.04"	●	●	●	●	●	●	●	●	●
U13N22ES	Short Collet Body	1.6mm 1/16"	●	●	●	●	●	●	●	●	●
U13N23ES	Short Collet Body	2.4mm 3/32"	●	●	●	●	●	●	●	●	●
U13N24ES	Short Collet Body	3.2mm 1/8"	●	●	●	●	●	●	●	●	●

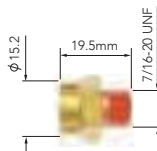
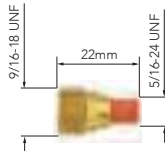



### Stubby Gas Lens Bodies

Part No.	Description	Electrode Size mm inch	PG9	PG17	PG18	PG18SC	PG20	PG20S	PG26	PG125M	PG250M
USTB45V41	Stubby Gas Lens Body	0.5mm 0.02"	●	●	●	●	●	●	●	●	●
USTB45V42	Stubby Gas Lens Body	1.0mm 0.04"	●	●	●	●	●	●	●	●	●
USTB45V43	Stubby Gas Lens Body	1.6mm 1/16"	●	●	●	●	●	●	●	●	●
USTB45V43M	Stubby Gas Lens Body	2.0mm 5/64"	●	●	●	●	●	●	●	●	●
USTB45V44	Stubby Gas Lens Body	2.4mm 3/32"	●	●	●	●	●	●	●	●	●
USTB45V45	Stubby Gas Lens Body	3.2mm 1/8"	●	●	●	●	●	●	●	●	●

● Standard wear part range    ● Torch package standard wear part set-up

## Wear Parts



### Gas Lens Bodies

Part No.	Description	Electrode Size		PG9	PG17	PG18	PG18SC	PG20	PG20S	PG26	PG125M	PG250M
mm		inch										
U45V29	Gas Lens Body	0.5mm	0.02"	●	●	●	●	●	●	●	●	●
U45V24	Gas Lens Body	1.0mm	0.04"	●	●	●	●	●	●	●	●	●
U45V25	Gas Lens Body	1.6mm	1/16"	●	●	●	●	●	●	●	●	●
U45V25M	Gas Lens Body	2.0mm	5/64"	●	●	●	●	●	●	●	●	●
U45V26	Gas Lens Body	2.4mm	3/32"	●	●	●	●	●	●	●	●	●
U45V27	Gas Lens Body	3.2mm	1/8"	●	●	●	●	●	●	●	●	●
U45V28	Gas Lens Body	4.0mm	5/32"	●	●	●	●	●	●	●	●	●

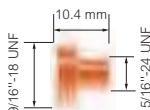
U45V41	Gas Lens Body	0.5mm	0.02"	●	●	●	●	●	●	●	●	●
U45V42	Gas Lens Body	1.0mm	0.04"	●	●	●	●	●	●	●	●	●
U45V43	Gas Lens Body	1.6mm	1/16"	●	●	●	●	●	●	●	●	●
U45V43M	Gas Lens Body	2.0mm	5/64"	●	●	●	●	●	●	●	●	●
U45V44	Gas Lens Body	2.4mm	3/32"	●	●	●	●	●	●	●	●	●
U45V45	Gas Lens Body	3.2mm	1/8"	●	●	●	●	●	●	●	●	●

U18GL16	Gas Lens Body	1.6mm	1/16"	●	●	●	●	●	●	●	●	●
U18GL32	Gas Lens Body	2.4mm	3/32"	●	●	●	●	●	●	●	●	●
U18GL18	Gas Lens Body	3.2mm	1/8"	●	●	●	●	●	●	●	●	●
U18GL53	Gas Lens Body	4.0mm	5/32"	●	●	●	●	●	●	●	●	●
U18GL36	Gas Lens Body	4.8mm	3/16"	●	●	●	●	●	●	●	●	●



### Short Gas Lens Bodies

Part No.	Description	Electrode Size		PG9	PG17	PG18	PG18SC	PG20	PG20S	PG26	PG125M	PG250M
mm		inch										
U45V42ES	Short Gas Lens Body	1.0mm	0.04"	●	●	●	●	●	●	●	●	●
U45V43ES	Short Gas Lens Body	1.6mm	1/16"	●	●	●	●	●	●	●	●	●
U45V44ES	Short Gas Lens Body	2.4mm	3/32"	●	●	●	●	●	●	●	●	●
U45V45ES	Short Gas Lens Body	3.2mm	1/8"	●	●	●	●	●	●	●	●	●



● Standard wear part range    ● Torch package standard wear part set-up

## Wear Parts



## Large Diameter Gas Lens Bodies

Part No.	Description	Electrode Size		PG9	PG17	PG18	PG18SC	PG20	PG20S	PG26	PG125M	PG250M
		mm	inch									
U45V116	Large Diameter Gas Lens Body	1.6mm	1/16"	●	●	●	●	●	●	●	●	●
U45V64	Large Diameter Gas Lens Body	2.4mm	3/32"	●	●	●	●	●	●	●	●	●
U995795	Large Diameter Gas Lens Body	3.2mm	1/8"	●	●	●	●	●	●	●	●	●
U45V63	Large Diameter Gas Lens Body	4.0mm	5/32"	●	●	●	●	●	●	●	●	●


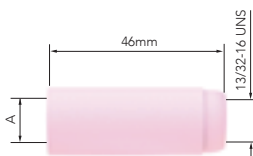
U45V0204S	Large Diameter Gas Lens Body	1.0mm	0.040"	●	●	●	●	●	●	●	●	●
U45V116S	Large Diameter Gas Lens Body	1.6mm	1/16"	●	●	●	●	●	●	●	●	●
U45V64S	Large Diameter Gas Lens Body	2.4mm	3/32"	●	●	●	●	●	●	●	●	●
U995795S	Large Diameter Gas Lens Body	3.2mm	1/8"	●	●	●	●	●	●	●	●	●

## Standard Ceramic Cups

Part No.	Description	BoreA		PG9	PG17	PG18	PG18SC	PG20	PG20S	PG26	PG125M	PG250M
		mm	inch									
U10N44	Standard Ceramic Cup	12	19mm 3/4"	●	●	●	●	●	●	●	●	●
U10N45	Standard Ceramic Cup	10	16mm 5/8"	●	●	●	●	●	●	●	●	●
U10N46	Standard Ceramic Cup	8	12.5mm 1/2"	●	●	●	●	●	●	●	●	●
U10N47	Standard Ceramic Cup	7	11mm 7/16"	●	●	●	●	●	●	●	●	●
U10N48	Standard Ceramic Cup	6	10mm 3/8"	●	●	●	●	●	●	●	●	●
U10N49	Standard Ceramic Cup	5	8mm 5/16"	●	●	●	●	●	●	●	●	●
U10N50	Standard Ceramic Cup	4	6mm 1/4"	●	●	●	●	●	●	●	●	●

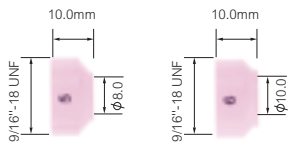
  

U13N08	Standard Ceramic Cup	4	6mm 1/4"	●	●	●	●	●	●	●	●	●
U13N09	Standard Ceramic Cup	5	8mm 5/16"	●	●	●	●	●	●	●	●	●
U13N10	Standard Ceramic Cup	6	10mm 3/8"	●	●	●	●	●	●	●	●	●
U13N11	Standard Ceramic Cup	7	11mm 7/16"	●	●	●	●	●	●	●	●	●
U13N12	Standard Ceramic Cup	8	12.5mm 1/2"	●	●	●	●	●	●	●	●	●
U13N13	Standard Ceramic Cup	10	16mm 5/8"	●	●	●	●	●	●	●	●	●



● Standard wear part range    ● Torch package standard wear part set-up

## Wear Parts



### Short Gas Lens Ceramic Cup

Part No.	Description	Size	BoreA mm inch	PG9	PG17	PG18	PG18SC	PG20	PG20S	PG26	PG125M	PG250M
U53N59ES	Short Gas Lens Ceramic Cup	5	8mm	5/16"	●	●	●	●	●	●	●	●
U53N60ES	Short Gas Lens Ceramic Cup	6	10mm	3/8"	●	●	●	●	●	●	●	●

### Standard Long Ceramic Cups

Part No.	Description		BoreA mm inch	PG9	PG17	PG18	PG18SC	PG20	PG20S	PG26	PG125M	PG250M
U10N47L	Standard Long Ceramic Cup	7L	11mm	7/16"	●	●	●	●	●	●	●	●
U10N48L	Standard Long Ceramic Cup	6L	10mm	3/8"	●	●	●	●	●	●	●	●
U10N49L	Standard Long Ceramic Cup	5L	8mm	5/16"	●	●	●	●	●	●	●	●
U796F70	Standard Long Ceramic Cup	3	5mm	3/16"	●	●	●	●	●	●	●	●
U796F71	Standard Long Ceramic Cup	4	6mm	1/4"	●	●	●	●	●	●	●	●
U796F72	Standard Long Ceramic Cup	5	8mm	5/16"	●	●	●	●	●	●	●	●
U796F73	Standard Long Ceramic Cup	6	10mm	3/8"	●	●	●	●	●	●	●	●

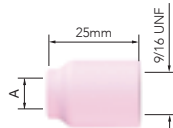
### Standard Extra Long Ceramic Cups

Part No.	Description		BoreA mm inch	PG9	PG17	PG18	PG18SC	PG20	PG20S	PG26	PG125M	PG250M
U796F74	Standard Extra Long Ceramic Cup	3	5mm	3/16"	●	●	●	●	●	●	●	●
U796F75	Standard Extra Long Ceramic Cup	4	6mm	1/4"	●	●	●	●	●	●	●	●
U796F76	Standard Extra Long Ceramic Cup	5	8mm	5/16"	●	●	●	●	●	●	●	●
U796F77	Standard Extra Long Ceramic Cup	6	10mm	3/8"	●	●	●	●	●	●	●	●


● Standard wear part range    ● Torch package standard wear part set-up

## Wear Parts

### Gas Lens Cups




Part No.	Description	BoreA mm inch	PG9	PG17	PG18	PG18SC	PG20	PG20S	PG26	PG125M	PG250M
U53N58	Gas Lens Cup	4 6mm 1/4"	●	●	●	●	●	●	●	●	●
U53N59	Gas Lens Cup	5 8mm 5/16"	●	●	●	●	●	●	●	●	●
U53N60	Gas Lens Cup	6 10mm 3/8"	●	●	●	●	●	●	●	●	●
U53N61	Gas Lens Cup	7 11mm 7/16"	●	●	●	●	●	●	●	●	●
U53N61S	Gas Lens Cup	8 12.5mm 1/2"	●	●	●	●	●	●	●	●	●




U54N14	Gas Lens Cup	8 12.5mm 1/2"	●	●	●	●	●	●	●	●	●
U54N15	Gas Lens Cup	7 11mm 7/16"	●	●	●	●	●	●	●	●	●
U54N16	Gas Lens Cup	6 10mm 3/8"	●	●	●	●	●	●	●	●	●
U54N17	Gas Lens Cup	5 8mm 5/16"	●	●	●	●	●	●	●	●	●
U54N18	Gas Lens Cup	4 6mm 1/4"	●	●	●	●	●	●	●	●	●
U54N19	Gas Lens Cup	11 17mm 11/16"	●	●	●	●	●	●	●	●	●

### Long Gas Lens Ceramic Cups



Part No.	Description	BoreA mm inch	PG9	PG17	PG18	PG18SC	PG20	PG20S	PG26	PG125M	PG250M
U54N15L	Long Gas Lens Ceramic Cup	7 11mm 7/16"	●	●	●	●	●	●	●	●	●
U54N16L	Long Gas Lens Ceramic Cup	6 10mm 3/8"	●	●	●	●	●	●	●	●	●
U54N17L	Long Gas Lens Ceramic Cup	5 8mm 5/16"	●	●	●	●	●	●	●	●	●

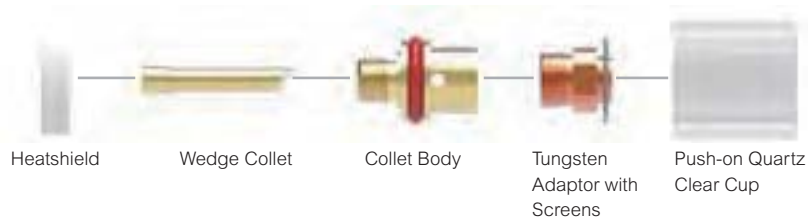
### Large Diameter Gas Lens Cups



Part No.	Description	BoreA mm inch	PG9	PG17	PG18	PG18SC	PG20	PG20S	PG26	PG125M	PG250M
U57N74	Large Diameter Gas Lens Cup	8 12.5mm 1/2"	●	●	●	●	●	●	●	●	●
U57N75	Large Diameter Gas Lens Cup	6 10mm 3/8"	●	●	●	●	●	●	●	●	●
U53N87	Large Diameter Gas Lens Cup	12 19mm 3/4"	●	●	●	●	●	●	●	●	●
U53N88	Large Diameter Gas Lens Cup	10 16mm 5/8"	●	●	●	●	●	●	●	●	●

● Standard wear part range    ● Torch package standard wear part set-up

### Quartz Tig Consumables Kits 9,20 Series



Part No.	Description
<b>GS920P-16</b> <b>Quartz Tig Consumables Kit 1.6mm</b>	<b>Push-on Quartz Clear Cup</b> <b>Tungsten Adaptor with Screens 1.6mm</b> <b>Collet Body</b> <b>Wedge Collet 1.6mm</b> <b>Heatshield</b>

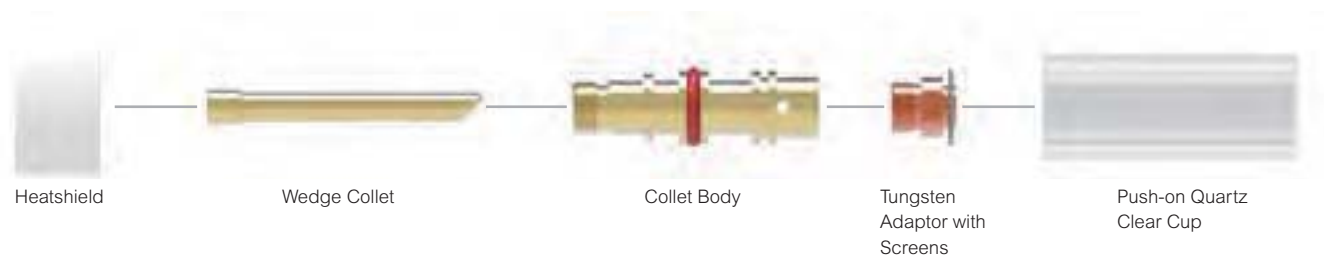
Part No.	Description
<b>GS920P-24</b> <b>Quartz Tig Consumables Kit 2.4mm</b>	<b>Push-on Quartz Clear Cup</b> <b>Tungsten Adaptor with Screens 2.4mm</b> <b>Collet Body</b> <b>Wedge Collet 2.4mm</b> <b>Heatshield</b>

Part No.	Description
<b>GS920P-32</b> <b>Quartz Tig Consumables Kit 3.2mm</b>	<b>Push-on Quartz Clear Cup</b> <b>Tungsten Adaptor with Screens 3.2mm</b> <b>Collet Body</b> <b>Wedge Collet 3.2mm</b> <b>Heatshield</b>



## Quartz Tig Consumables

### Quartz Tig Consumables Kits 17,18,26 Series



Part No.	Description
<b>GS171826P-16</b> <b>Quartz Tig Consumables Kit 1.6mm</b>	<b>Push-on Quartz Clear Cup</b> <b>Tungsten Adaptor with Screens 1.6mm</b> <b>Collet Body</b> <b>Wedge Collet 1.6mm</b> <b>Heatshield</b>

Part No.	Description
<b>GS171826P-24</b> <b>Quartz Tig Consumables Kit 2.4mm</b>	<b>Push-on Quartz Clear Cup</b> <b>Tungsten Adaptor with Screens 2.4mm</b> <b>Collet Body</b> <b>Wedge Collet 2.4mm</b> <b>Heatshield</b>

Part No.	Description
<b>GS171826P-32</b> <b>Quartz Tig Consumables Kit 3.2mm</b>	<b>Push-on Quartz Clear Cup</b> <b>Tungsten Adaptor with Screens 3..2mm</b> <b>Collet Body</b> <b>Wedge Collet 3.2mm</b> <b>Heatshield</b>

### Quartz Tig Consumables Kits 17,18,26 Series

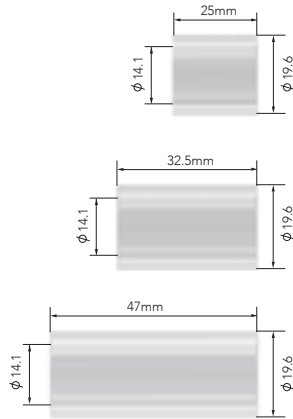


Part No.	Description
<b>GS171826P-16S</b> <b>Quartz Tig Consumables Kit 1.6mm</b>	<b>Push-on Quartz Clear Cup</b> <b>Tungsten Adaptor with Screens 1.6mm</b> <b>Short Collet Body</b> <b>Short Wedge Collet 1.6mm</b> <b>Heatshield</b>

Part No.	Description
<b>GS171826P-24S</b> <b>Quartz Tig Consumables Kit 2.4mm</b>	<b>Push-on Quartz Clear Cup</b> <b>Tungsten Adaptor with Screens 2.4mm</b> <b>Short Collet Body</b> <b>Short Wedge Collet 2.4mm</b> <b>Heatshield</b>

Part No.	Description
<b>GS171826P-32S</b> <b>Quartz Tig Consumables Kit 3.2mm</b>	<b>Push-on Quartz Clear Cup</b> <b>Tungsten Adaptor with Screens 3.2mm</b> <b>Short Collet Body</b> <b>Short Wedge Collet 3.2mm</b> <b>Heatshield</b>

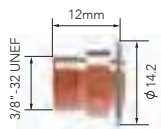
## Wear Parts



## Push-on Quartz Clear Cups

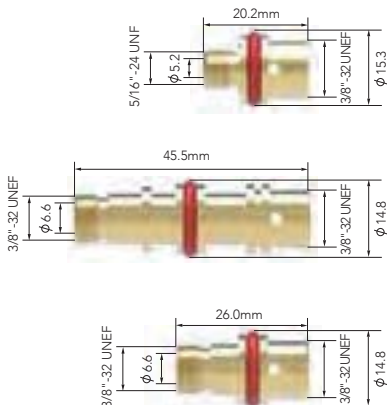
Part No.	Description	Length	PQ9	PG17	PG18	PG18SC	PG20	PG20S	PG26	PG125M	PG250M
2-P7PC	Push-on Quartz Clear Cup	25mm	●	●	●	●	●	●	●	●	●
2-P8PC	Push-on Quartz Clear Cup	32.5mm	●	●	●	●	●	●	●	●	●
3-P8PC	Push-on Quartz Clear Cup	47mm	●	●	●	●	●	●	●	●	●

## Tungsten Adaptor with Screens





Part No.	Description	Electrode Size mm	inch	PQ9	PG17	PG18	PG18SC	PG20	PG20S	PG26	PG125M	PG250M
TAS-GS16	Tungsten Adaptor with Screens	1.6mm	1/16"	●	●	●	●	●	●	●	●	●
TAS-GS24	Tungsten Adaptor with Screens	2.4mm	3/32"	●	●	●	●	●	●	●	●	●
TAS-GS32	Tungsten Adaptor with Screens	3.2mm	1/8"	●	●	●	●	●	●	●	●	●

## Collet Bodies



Part No.	Description	PQ9	PG17	PG18	PG18SC	PG20	PG20S	PG26	PG125M	PG250M
CB2-GS1	Collet Body	●	●	●	●	●	●	●	●	●
CB3-GS	Collet Body	●	●	●	●	●	●	●	●	●
CB4-GS	Short Collet Body	●	●	●	●	●	●	●	●	●

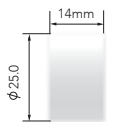
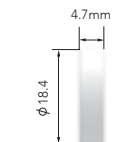
## Wear Parts



## Wedge Collets

Part No.	Description	Electrode Size mm inch	PG9	PG17	PG18	PG18SC	PG20	PG20S	PG26	PG125M	PG250M
2CGS-16	Wedge Collet	1.6mm 1/16"	●	●	●	●	●	●	●	●	●
2CGS-24	Wedge Collet	2.4mm 3/32"	●	●	●	●	●	●	●	●	●
2CGS-32	Wedge Collet	3.2mm 1/8"	●	●	●	●	●	●	●	●	●
3CGS-16	Wedge Collet	1.6mm 1/16"	●	●	●	●	●	●	●	●	●
3CGS-24	Wedge Collet	2.4mm 3/32"	●	●	●	●	●	●	●	●	●
3CGS-32	Wedge Collet	3.2mm 1/8"	●	●	●	●	●	●	●	●	●
4CGS-16	Short Wedge Collet	1.6mm 1/16"	●	●	●	●	●	●	●	●	●
4CGS-24	Short Wedge Collet	2.4mm 3/32"	●	●	●	●	●	●	●	●	●
4CGS-32	Short Wedge Collet	3.2mm 1/8"	●	●	●	●	●	●	●	●	●

## Heatshield



Part No.	Description	PG9	PG17	PG18	PG18SC	PG20	PG20S	PG26	PG125M	PG250M
HSGS920-1	Heatshield	●	●	●	●	●	●	●	●	●
HSGS171826	Heatshield	●	●	●	●	●	●	●	●	●
















# Wear Parts Configuration Tables

## PG 9/20 Series

Standard Series					U796F Range Standard Extra Long Ceramic Cup
	U598882 Gasket	U13N Range Standard Collet	U13N Range Standard Collet Body		U796F Range Standard Long Ceramic Cup
					U13N Range Standard Ceramic Cup
Gas Lens Series					U53N Range Gas Lens Ceramic Cup
	U598882 Gasket	U13N Range Standard Collet	U45V Range Gas Lens Body		
Large Gas Lens Series					Large Diameter Gas Lens Ceramic Cup
	U54N63-20 Gasket	U13NL Range Large Diameter Gas Lens Collet	U45V Range Large Diameter Gas Lens Body		

\*Wear Parts part number and sizes are available on pages 57-63

## PG 17/18/26 Series

Standard Series					U10N Range Standard Long Ceramic Cup	
	U18CG Gasket	U10N Range Standard Collet	U10N Range Standard Collet Body		U10N Range Standard Ceramic Cup	
Stubby Series					U13N Range Standard Ceramic Cup	
	U18CG20 Gasket	U10N Range Stubby Collet	U17CB20 Stubby Collet Body			
Gas Lens Series						U54N Range Long Gas Lens Ceramic Cup
	U18CG Gasket	U54N01 Gasket	U10N Range Standard Collet	U45 Range Gas Lens Body		U54N Range Gas Lens Ceramic Cup

\*Wear Parts part number and sizes are available on pages 57-63

### Stubby Gas Lens Series



U53N Range  
Gas Lens Ceramic Cup

### Large Gas Lens Series

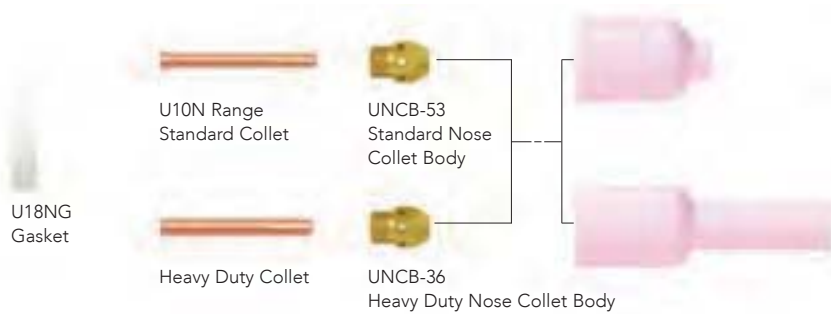


Large Diameter  
Gas Lens Ceramic Cup

\*Wear Parts part number and sizes are available on pages 57-63

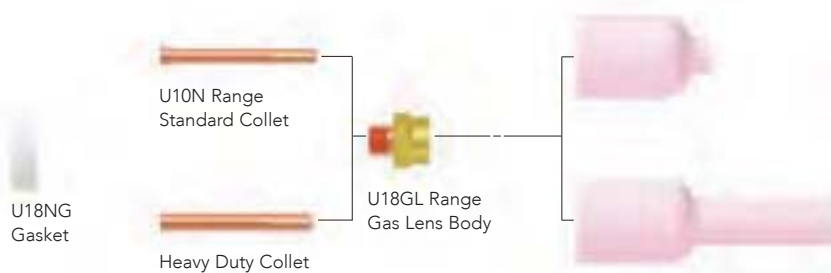
## PG 18SC Series

### Standard Series



U54N Range  
Long Gas Lens Ceramic Cup

### Gas Lens Series



U54N Range  
Long Gas Lens Ceramic Cup

\*Wear Parts part number and sizes are available on pages 57-63



## Wear Parts Configuration Tables

### PG 125M/250M Multijust Series

#### PG 9/20 head configuration

Standard Series					U796F Range Standard Extra Long Ceramic Cup
	U598882 Gasket	U13N Range Standard Collet	U13N Range Standard Collet Body		U796F Range Standard Long Ceramic Cup
					U13N Range Standard Ceramic Cup
Gas Lens Series					U53N Range Gas Lens Ceramic Cup
	U598882 Gasket	U13N Range Standard Collet	U45V Range Gas Lens Body		
Large Gas Lens Series					Large Diameter Gas Lens Ceramic Cup
	U54N63-20 Gasket	U13NL Range Large Diameter Gas Lens Collet	U45V Range Large Diameter Gas Lens Body		

\*Wear Parts part number and sizes are available on pages 57-63

#### PG 17/18/26 head configuration

Standard Series					U10N Range Standard Long Ceramic Cup	
	U18CG Gasket	U10N Range Standard Collet	U10N Range Standard Collet Body		U10N Range Standard Ceramic Cup	
Stubby Series					U13N Range Standard Ceramic Cup	
	U18CG20 Gasket	U10N Range Stubby Collet	U17CB20 Stubby Collet Body			
Gas Lens Series						U54N Range Long Gas Lens Ceramic Cup
	U18CG Gasket	U54N01 Gasket	U10N Range Standard Collet	U45 Range Gas Lens Body		U54N Range Gas Lens Ceramic Cup

\*Wear Parts part number and sizes are available on pages 57-63

## Wear Parts Configuration Tables

PG 17/18/26 head configuration

### Stubby Gas Lens Series



USTB80300236  
Gasket

USTB13N Range  
Stubby Collet

USTB45V Range  
Stubby Gas Lens Body

U53N Range  
Gas Lens Ceramic Cup

### Large Gas Lens Series



U18CG  
Gasket

U54N63  
Gasket

U10N Range  
Standard Collet

U45V Range  
Large Diameter Gas Lens Body

Large Diameter  
Gas Lens Ceramic Cup

\*Wear Parts part number and sizes are available on pages 57-63

# Customized Branding



The Progrip series of Tig torches are offered in black and grey as standard.

Subject to minimum order quantities, handles are available in various colours and styles and can be built to order.

**Standard**  Label 1 Size: 21.1x6.7mm  
Label 2 Size: 16.6x6.7mm



PROT-BLK/GRY

**Standard**  Label 1 Size: 21.1x6.7mm  
Label 2 Size: 16.6x6.7mm

## Optional Upgrade



PROT-BLK/BLK

# Customized Handle Options



PROT-BLU/GRY



PROT-BLK/RED



PROT-RED/GRY

Other Colour Options  
Available on Request

Note:  
Minimum Order Quantities Apply

To discuss options available please contact us on [info@uniarc.com.cn](mailto:info@uniarc.com.cn)  
Colours maybe restricted dependent on market


### Customized Handle Label Options:

Enhance your product image further with brandable handle stickers.

#### Template



#### Example



Available in PVC or Gel material

Note: Minimum Order Quantities Apply

### Packaging Options

Products are supplied in plain white boxes as standard.

Boxes and bespoke packaging are available subject to minimum order quantities and additional costs.



To discuss options available please contact us on [info@uniarc.com.cn](mailto:info@uniarc.com.cn)  
Colours maybe restricted dependent on market



## Welding & Cutting Torch Technology

**JINAN UNIARC WELDING TECHNOLOGY CO., LTD**

13A Zhangjin Comprehensive Bonded Zone  
33688, Jing Shi Dong Road  
Jinan Area of China (Shandong) Pilot Free Trade Zone  
Jinan 250102, P.R. China

**Tel:** +86 531 88239823

**Website:** [www.uniarctorchology.com](http://www.uniarctorchology.com)

**Email:** [info@uniarctorchology.com](mailto:info@uniarctorchology.com)

MPU021 / V.2022.12