



Welding & Cutting Torch Technology

Product Catalogue

WLD Tig Series

EU/UK / USA Terminations



About Us

Uniarc is part of a group of companies specializing in the production of Welding and Cutting torches.

With over 40 years experience, the group is positioned as a global leader at the heart of the welding torch industry.

Originally established in the United Kingdom in the 1980's, the company is now a fully-fledged, vertically integrated Chinese product innovator and manufacturer.

Our customers span a full cross section of the industry, ranging from general distribution to leading global original equipment manufacturers.

Our products are used in a broad cross-section of industrial sectors ranging from auto body repair to ship building.

Whether you need a standard off the shelf product or a customized branded option with your own colours, logos and packaging we have a one stop solution for your requirements.

Our team are here to help, contact us today if you need anymore information.



find out more www.uniarctorchology.com

Ranges

WLD Tig Torch Range

EU/UK Terminations	3
USA Terminations	21
WLD USA Ribbed Handle Torch Range	33

Contents

Features Focus	4
Range Overview	6
Torch Bodies	8
Handles & Switches	10
Cable Assemblies	11
Cable & Adaptors	12
Switch Wire Plugs	14
Torch Package Configurator	15

Torch Model

WP9	16
WP17	17
WP26	18
WP20	19
WP18	20

Wear Parts

Collets	45
Collet Bodies	46
Gas Lens Bodies	47
Ceramics	48
Gas Lens Cups	49
Wear Parts Configuration Tables	50

Consumable parts

All wear and spare parts are fully interchangeable with the OEM.

Handles

Knurled handles for extra grip and snap-on boots for SSW style build options.

Torch Bodies

High temperature resistant silicon rubber provides a lightweight and durable cover.

Options Include: Standard
Flexible
Valve
Pencil
Multijust™

Switches

Offered in bulbous, flat or lever style options

Cable Systems

Air-Cooled cable assemblies are offered in high performance rubber or PVC, mono and 2 piece.

Unique cable end crimp systems ensure trouble free terminations.

Rear End Terminations

An extensive range of alternate terminations ensures EU/UK compatibility.



WLD Liquid-Cooled Tig Torch Range

Features Focus



Consumable parts

All wear and spare parts are fully interchangeable with the OEM.

Handles

Knurled handles for extra grip and snap-on boots for SSW style build options.

Torch Bodies

High temperature resistant silicon rubber provides a lightweight and durable cover.

Options Include: Standard
Flexible
Valve
Pencil
Multijust™

Switches

Offered in bulbous, flat or lever style options

Cable Systems

Liquid-Cooled cable assemblies are offered in high performance rubber or PVC, mono and 2 piece.

Unique cable end crimp systems ensure trouble free terminations.

Rear End Terminations

An extensive range of alternate terminations ensures EU/UK compatibility.



WLD Tig Torch Range

Ratings: 110 Amp to 380 Amp



Technical Data	WP9	WP17	WP26
Cooling Method	Air-Cooled	Air-Cooled	Air-Cooled
Rating: DC	110A	135A	180A
AC	80A	95A	125A
Duty Cycle:	35%	35%	35%
Electrode Size:	1.0-2.4	1.0-3.2	1.0-4.0
Water cooling min. flow rate	-	-	-
Minimum water inlet pressure	-	-	-
Maximum water inlet pressure	-	-	-
Maximum water inlet	-	-	-
Minimum cooling power	-	-	-

Order Codes	12.5ft	UWP9-RBSSW-12-EPC1	UWP17-RBSSW-12-EPC1	UWP26-RBSSW-12-EPC1
	25ft	UWP9-RBSSW-25-EPC1	UWP17-RBSSW-25-EPC1	UWP26-RBSSW-25-EPC1

WLD Tig Torch Range

Ratings: 110 Amp to 380 Amp

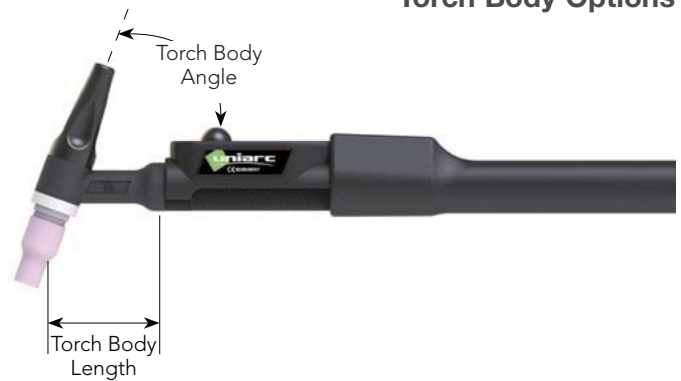
Technical Data		WP20		WP18
Cooling Method		Liquid-Cooled		Liquid-Cooled
Rating:	DC	225A		380A
	AC	160A		270A
Duty Cycle:		60%		60%
Electrode Size:		1.0-3.2		1.0-4.0
Water cooling min. flow rate		1.0 l/min		1.0 l/min
Minimum water inlet pressure		2.0 Bar		2.0 Bar
Maximum water inlet pressure		5.0 Bar		5.0 Bar
Maximum water inlet		50°C		50°C
Minimum cooling power		700W		800W
Order Codes	12.5ft	UWP20-PVCSSW-12-EPC1-WF3-GS1		UWP18-RBSSW-12-EPC1-WF3-GS1
	25ft	UWP20-PVCSSW-25-EPC1-WF3-GS1		UWP18-RBSSW-25-EPC1-WF3-GS1

WLD Tig Torch Range

Torch Body Options

WLD Torch Heads are 100% Weldcraft® OEM interchangeable.

High temperature resistant silicon rubber provides a lightweight and durable outer cover which combined with all copper components ensures cooler running temperatures and maximum current capacity.









Air-Cooled Series

WP9 Series Torch Body Options

0.040" - 3/32"/1.0mm-2.4mm electrodes.


Rating: 110A DC, 80A AC, @ 35%

WP9  Angle=70° Length=44	WP9FX  Angle=70° Length=44	WP9FXL  Angle=90° Length=90
WP9V  Angle=70° Length=63	WP9P  Angle=70° Length=63	WP9VFX  Angle=70° Length=86

WP17 Series Torch Body Options

0.040" - 1/8"/1.0mm-3.2mm electrodes.





Rating: 135A DC, 95A AC, @ 35%

WP17  Angle=70° Length=77	WP17FX  Angle=70° Length=77	WP17FXL  Angle=70° Length=86
WP17V  Angle=70° Length=62	WP17VFX  Angle=70° Length=88	

WP26 Series Torch Body Options

0.040" - 5/32"/1.0mm-4.0mm electrodes.

Rating: 180A DC, 125A AC, @ 35%

WP26  Angle=70° Length=77	WP26FX  Angle=70° Length=77	WP26V  Angle=70° Length=81	WP26VFX  Angle=70° Length=81
--	--	---	---

WLD Tig Torch Range

Torch Body Options





Liquid-Cooled Series

WP20 Series Torch Body Options

0.040" - 1/8"/1.0mm-3.2mm electrodes.

Rating: 225A DC, 160A AC, @ 60%

WP20  Angle=70° Length=44	WP20FX  Angle=70° Length=58	WP20FXL  Angle=70° Length=58	WP20P  Angle=180° Length=40
--	--	---	--

WP18 Series Torch Body Options

0.040" - 5/32"/1.0mm-4.0mm electrodes.

Rating: 380A DC, 270A AC, @ 60%

WP18  Angle=60° Length=70	WP18FX  Angle=60° Length=70
--	--

Two handle sizes are utilized across the range.

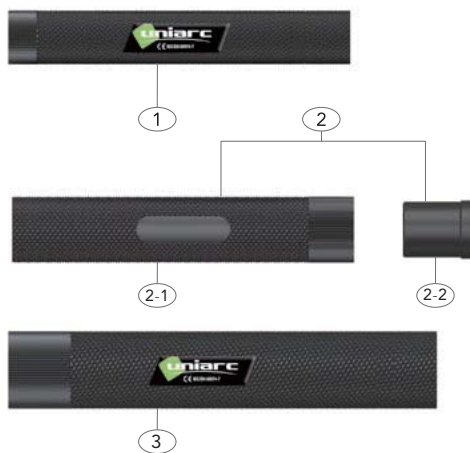
Torch packages can be ordered with or without switches and cable covers.

Switches are offered with bulbous or flat button and held in place with a snap-on handle boot.



Momentary Switches

Part Number	Description
1 U950	Microswitch Bulbous
2 U950-40	Switches & Leads x 4mt
U950-80	Switches & Leads x 8mt



Handles

Part Number	Description
1 UB10SZ55	Handle Small
2 UH-100G-KIT	Handle Medium Assembly
2-1 UH-100G	Handle Medium
2-2 PHI-100G	Handle Adaptor
3 UB10N15	Handle Large



Snap on Boot

Part Number	Description
1 UBRDZ0591	Snap-on Boot Small
2 UBRDZ0590	Snap-on Boot Large

WLD Tig Torch Range

Cable Assemblies



Air-Cooled Cable Styles

There are three styles of cable options available within the Air-Cooled cable range.

Each style is offered with either PVC or Rubber cable, with or without a neoprene outer cover, with either 3/8" BSP or M12 x 1.0 gas/power connections.

Mono




2 Piece/ Lug



2 Piece/ Dinse



Liquid-Cooled Cable Styles



MSL Cable Adaptors Connection

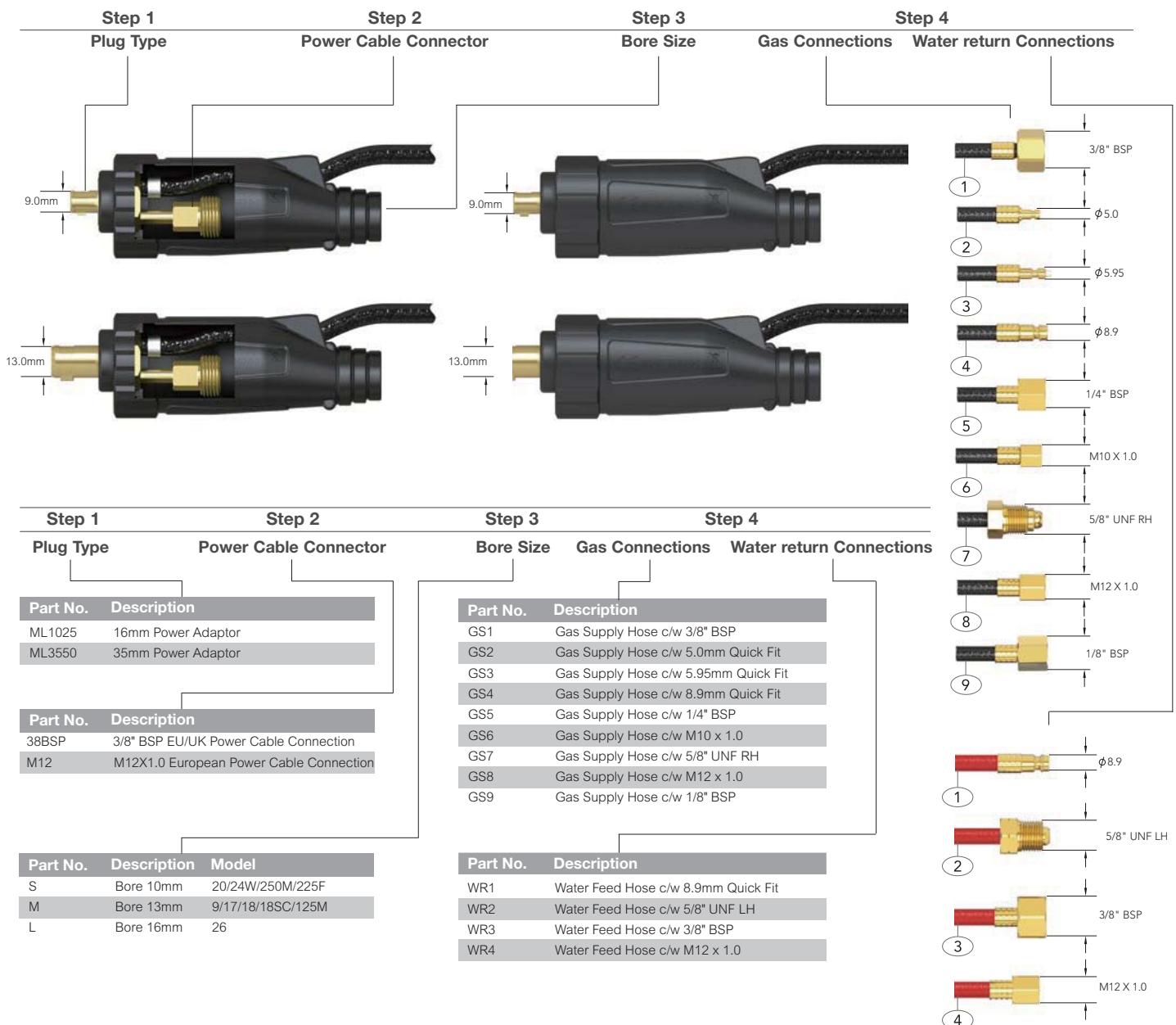
Ordering Information

Termination option part numbering is configured using the simple 4 stage system outlined below.

1. Select the Plug Type
2. Select the Power Cable Termination Type
3. Select the Support Bore Size
4. Select the Gas / Water Connector Type

Example:- ML1025-38BSP-S-GW1

ML 16mm Dinse Type Connector For a WP20 Power Cable With 3/8" BSP Gas / Water Connection.

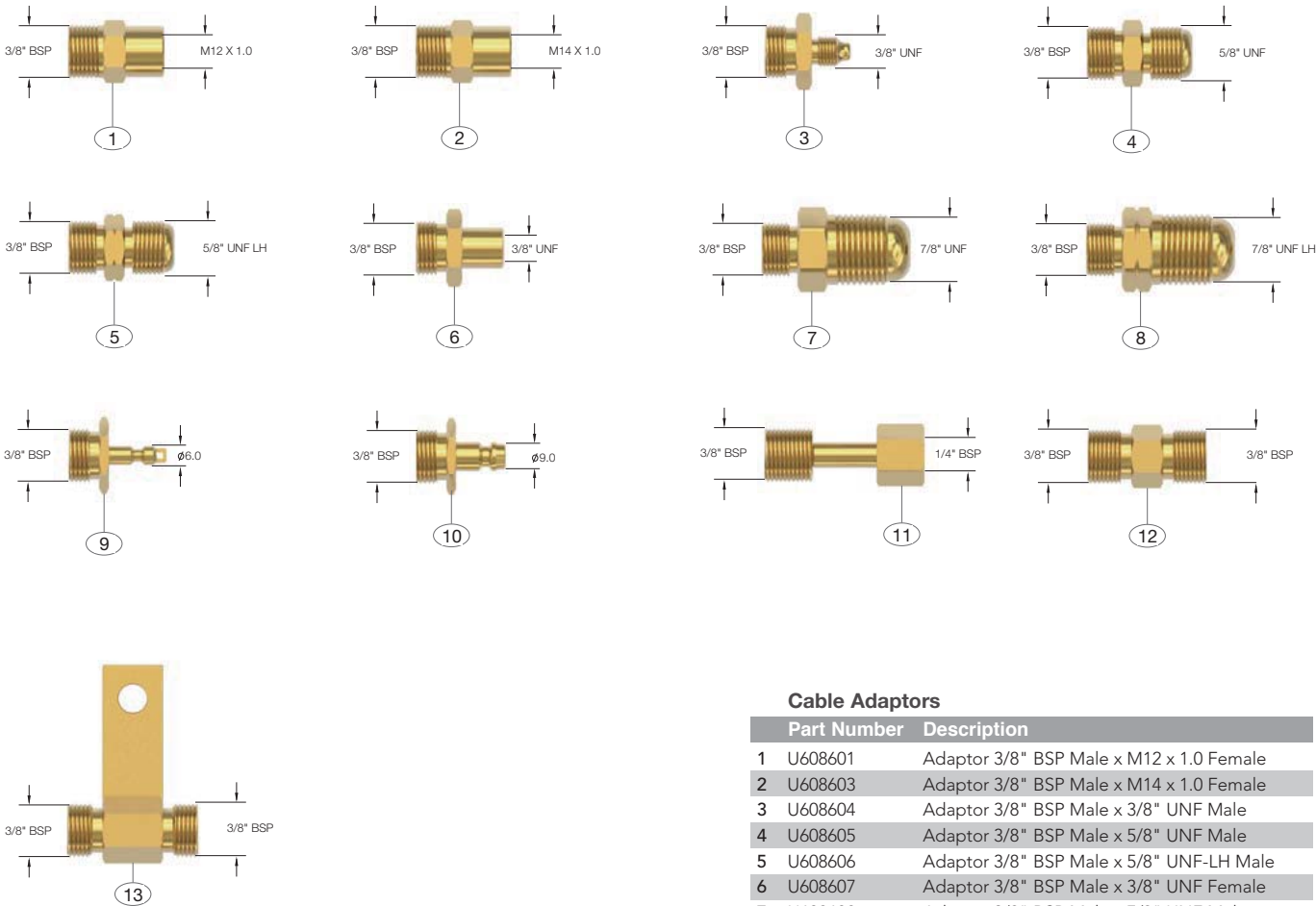


WLD Tig Torch Range

Cable Adaptor-UK Series 3/8" BSP Connection



Cable Adaptor



Cable Adaptors

Part Number	Description
1	U608601 Adaptor 3/8" BSP Male x M12 x 1.0 Female
2	U608603 Adaptor 3/8" BSP Male x M14 x 1.0 Female
3	U608604 Adaptor 3/8" BSP Male x 3/8" UNF Male
4	U608605 Adaptor 3/8" BSP Male x 5/8" UNF Male
5	U608606 Adaptor 3/8" BSP Male x 5/8" UNF-LH Male
6	U608607 Adaptor 3/8" BSP Male x 3/8" UNF Female
7	U608608 Adaptor 3/8" BSP Male x 7/8" UNF Male
8	U608609 Adaptor 3/8" BSP Male x 7/8" UNF-LH Male
9	U608618 Adaptor 3/8" Male Quick Fit Gas (Migatronic)
10	U608619 Adaptor 3/8" BSP Male Quick Fit Water
11	U608538 Adaptor 3/8" BSP Male x 1/4" BSP Female
12	U0315070 Adaptor 3/8" BSP Male x 3/8" BSP Male
13	U0315012 Lug Power Adaptor 3/8" BSP Male

WLD Tig Torch Range

Switch Wire Plugs



Kit Order Code

Part Number	Description
UERP0	2 Pin Amphenol Plug

Kit Order Code

Part Number	Description
UERP1	4 Pin Amphenol Plug

Kit Order Code

Part Number	Description
UERP2	5 Pin Amphenol Plug

Kit Order Code

Part Number	Description
UERP3	6 Pin Amphenol Plug

Kit Order Code

Part Number	Description
UERP4	14 Pin Amphenol Plug

Kit Order Code

Part Number	Description
UERP6-5	5 Pin Amphenol Plug

Kit Order Code

Part Number	Description
UERP7	3 Pin Tuchel Plug

Kit Order Code

Part Number	Description
UERP8	9 Pin Tuchel Plug

Kit Order Code

Part Number	Description
UERP9	5 Pin Tuchel Plug

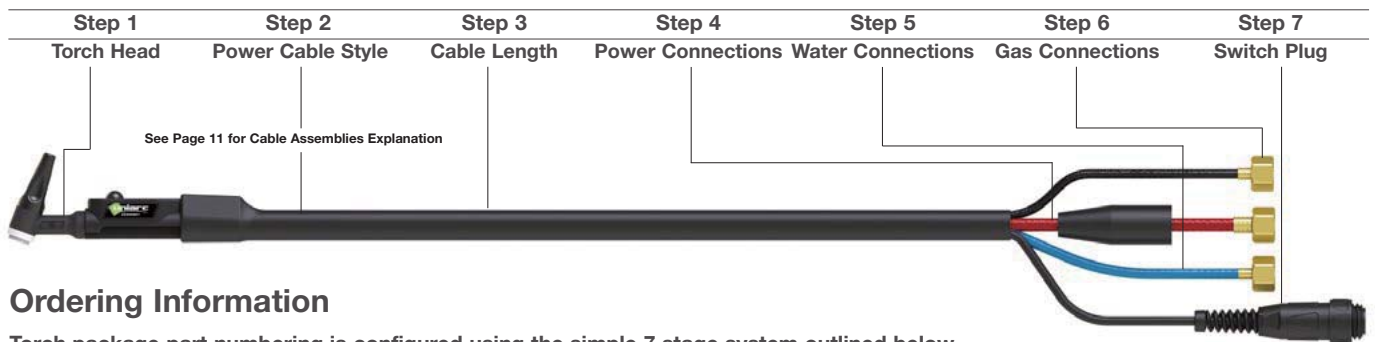
Kit Order Code

Part Number	Description
UERP11	7 Pin Uniarc Plug

Kit Order Code

Part Number	Description
UXS12-J3P	3 Pin Plug

Torch Package Configurator



Ordering Information

Torch package part numbering is configured using the simple 7 stage system outlined below.

1. Select the correct model of torch head
2. Select the style of cable assembly required
3. Select the length of cable assembly required
4. Select the power cable termination required
5. Select the correct water connections
6. Select the correct gas connections
7. Add a switch plug if required

Example:- UWP18FX-RBSSW-25-EPC1-WF3-GS1-UERCP11

WP18FX Torch x 25ft c/w Rubber Cables, 3/8" BSP fittings and 7 pin Uniarc Plug.

Step 1

Torch Head	Part No.	Description
	UWP9	125A DC
	UWP9FX	125A DC FLEX
	UWP9FXL	125A DC FLEX LONG
	UWP9V	125A DC VALVE
	UWP9VFX	125A DC VALVE FLEX
	UWP9P	125A DC PENCIL
	UWP17	150A DC
	UWP17FX	150A DC FLEX
	UWP17FXL	150A DC FLEX LONG
	UWP17V	150A DC VALVE
	UWP17VFX	150A DC VALVE FLEX
	UWP26	180A DC
	UWP26FX	180A DC FLEX
	UWP26V	180A DC VALVE
	UWP26VFX	180A DC VALVE FLEX
	UWP20	225A DC
	UWP20FX	225A DC FLEX
	UWP20FXL	225A DC FLEX LONG
	UWP20P	225A DC PENCIL
	UWP18	380A DC
	UWP18FX	380A DC FLEX

NOTE: See page 8 for torch heads explanation

Step 2

Power Cable Style	Part No.	Description
	12	12.5ft Cables (4mt)
	25	25ft Cables (8mt)

Step 3

Cable Length	Part No.	Description
	3	3.0m Cables (10ft)
	6	6.0m Cables (20ft)
	9	9.0m Cables (30ft)
	12	12.0m Cables (40ft)
	15	15.0m Cables (50ft)
	18	18.0m Cables (60ft)
	21	21.0m Cables (70ft)
	24	24.0m Cables (80ft)
	27	27.0m Cables (90ft)
	30	30.0m Cables (100ft)

Step 4

Power Connections	Part No.	Description
	4	4.0mm Power Cable Adaptor
	5	5.0mm Power Cable Adaptor
	6	6.0mm Power Cable Adaptor
	7	7.0mm Power Cable Adaptor
	8	8.0mm Power Cable Adaptor
	9	9.0mm Power Cable Adaptor
	10	10.0mm Power Cable Adaptor
	11	11.0mm Power Cable Adaptor
	12	12.0mm Power Cable Adaptor
	13	13.0mm Power Cable Adaptor
	14	14.0mm Power Cable Adaptor
	15	15.0mm Power Cable Adaptor
	16	16.0mm Power Cable Adaptor
	17	17.0mm Power Cable Adaptor
	18	18.0mm Power Cable Adaptor
	19	19.0mm Power Cable Adaptor
	20	20.0mm Power Cable Adaptor
	21	21.0mm Power Cable Adaptor
	22	22.0mm Power Cable Adaptor
	23	23.0mm Power Cable Adaptor
	24	24.0mm Power Cable Adaptor
	25	25.0mm Power Cable Adaptor
	26	26.0mm Power Cable Adaptor
	27	27.0mm Power Cable Adaptor
	28	28.0mm Power Cable Adaptor
	29	29.0mm Power Cable Adaptor
	30	30.0mm Power Cable Adaptor

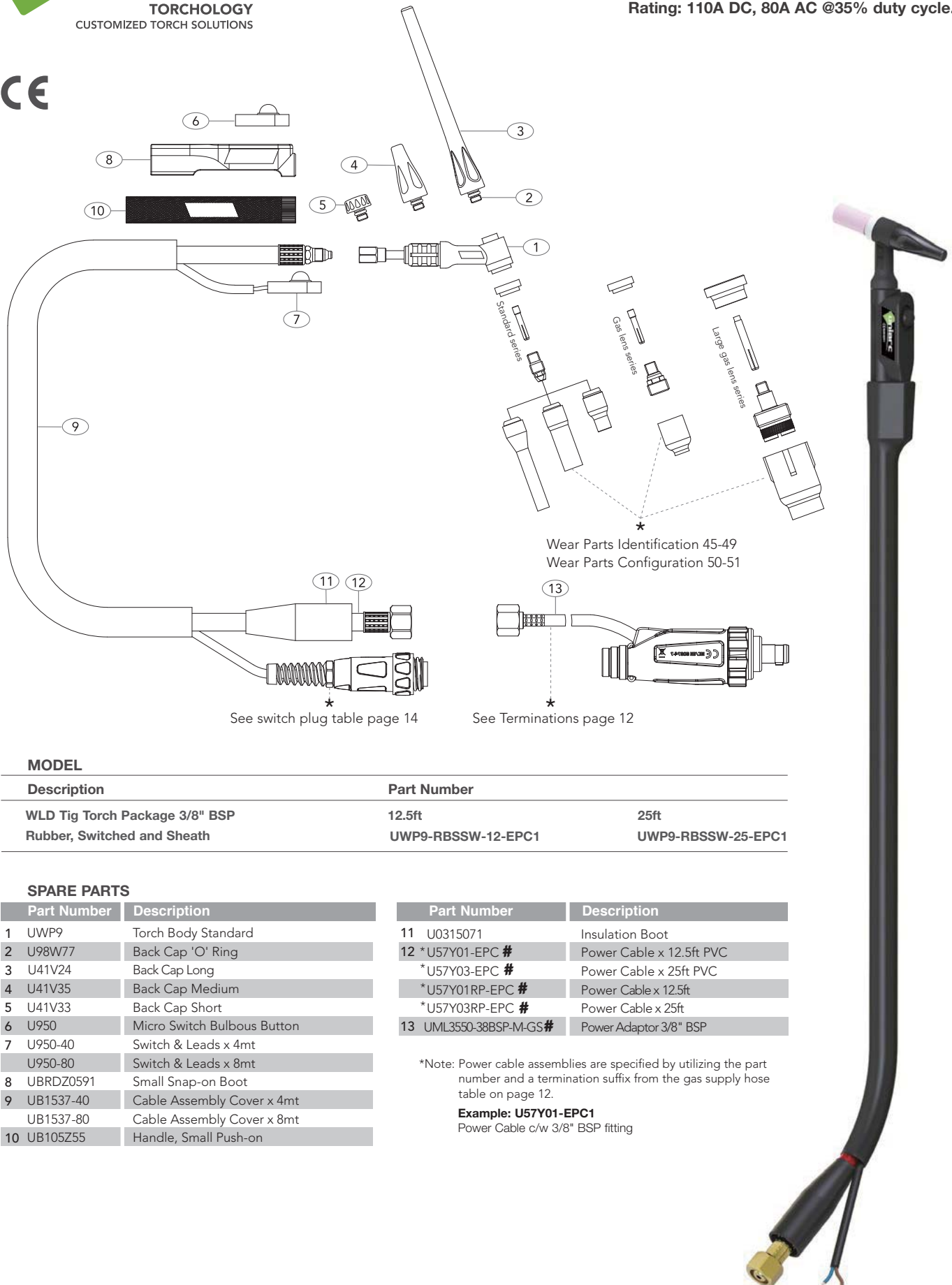
Step 5

Water Connections	Part No.	Description
	31	31.0mm Water Feed Hose
	32	32.0mm Water Feed Hose
	33	33.0mm Water Feed Hose
	34	34.0mm Water Feed Hose
	35	35.0mm Water Feed Hose
	36	36.0mm Water Feed Hose
	37	37.0mm Water Feed Hose
	38	38.0mm Water Feed Hose
	39	39.0mm Water Feed Hose
	40	40.0mm Water Feed Hose
	41	41.0mm Water Feed Hose
	42	42.0mm Water Feed Hose
	43	43.0mm Water Feed Hose
	44	44.0mm Water Feed Hose
	45	45.0mm Water Feed Hose
	46	46.0mm Water Feed Hose
	47	47.0mm Water Feed Hose
	48	48.0mm Water Feed Hose
	49	49.0mm Water Feed Hose
	50	50.0mm Water Feed Hose

Step 6

Gas Connections	Part No.	Description
	51	51.0mm Gas Supply Hose
	52	52.0mm Gas Supply Hose
	53	53.0mm Gas Supply Hose
	54	54.0mm Gas Supply Hose
	55	55.0mm Gas Supply Hose
	56	56.0mm Gas Supply Hose
	57	57.0mm Gas Supply Hose
	58	58.0mm Gas Supply Hose
	59	59.0mm Gas Supply Hose
	60	60.0mm Gas Supply Hose
	61	61.0mm Gas Supply Hose
	62	62.0mm Gas Supply Hose
	63	63.0mm Gas Supply Hose
	64	64.0mm Gas Supply Hose
	65	65.0mm Gas Supply Hose
	66	66.0mm Gas Supply Hose
	67	67.0mm Gas Supply Hose
	68	68.0mm Gas Supply Hose
	69	69.0mm Gas Supply Hose
	70	70.0mm Gas Supply Hose

NOTE: See page 11 for cable assemblies explanation



Wear Parts Identification 45-49
Wear Parts Configuration 50-51

See switch plug table page 14

See Terminations page 12

MODEL

Description	Part Number	
WLD Tig Torch Package 3/8" BSP	12.5ft	25ft
Rubber, Switched and Sheath	UWP9-RBSSW-12-EPC1	UWP9-RBSSW-25-EPC1

SPARE PARTS

Part Number	Description	Part Number	Description
1 UWP9	Torch Body Standard	11 U0315071	Insulation Boot
2 U98W77	Back Cap 'O' Ring	12 *U57Y01-EPC #	Power Cable x 12.5ft PVC
3 U41V24	Back Cap Long	*U57Y03-EPC #	Power Cable x 25ft PVC
4 U41V35	Back Cap Medium	*U57Y01RP-EPC #	Power Cable x 12.5ft
5 U41V33	Back Cap Short	*U57Y03RP-EPC #	Power Cable x 25ft
6 U950	Micro Switch Bulbous Button	13 UML3550-38BSP-M-GS#	Power Adaptor 3/8" BSP
7 U950-40	Switch & Leads x 4mt		
U950-80	Switch & Leads x 8mt		
8 UBRDZ0591	Small Snap-on Boot		
9 UB1537-40	Cable Assembly Cover x 4mt		
UB1537-80	Cable Assembly Cover x 8mt		
10 UB105Z55	Handle, Small Push-on		

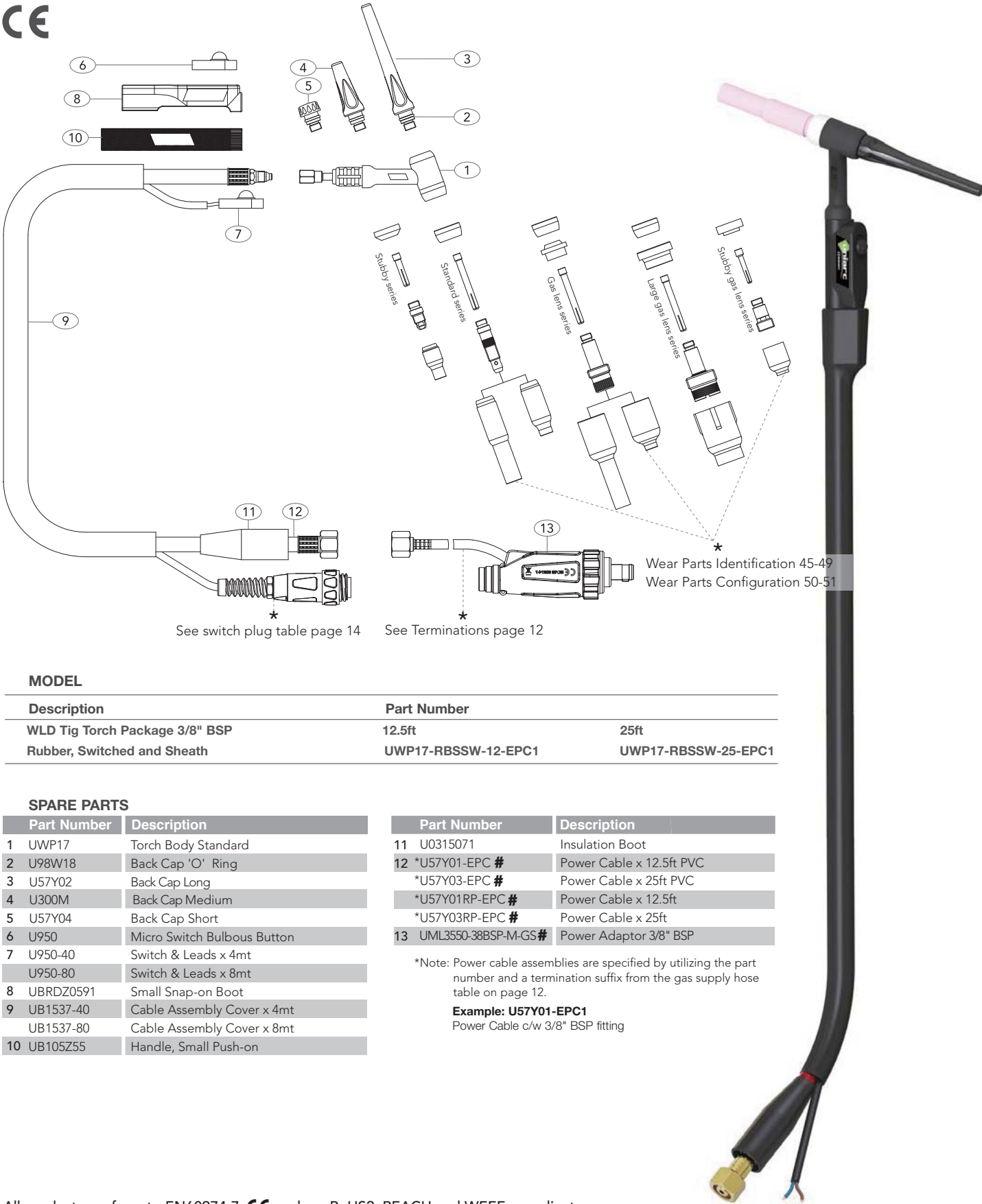
*Note: Power cable assemblies are specified by utilizing the part number and a termination suffix from the gas supply hose table on page 12.

Example: U57Y01-EPC1
Power Cable c/w 3/8" BSP fitting

All products conform to EN60974-7, **CE** and are RoHS2, REACH and WEEE compliant

WP17 Air-Cooled Tig Welding Torch

Rating: 135A DC, 95A AC @35% duty cycle.

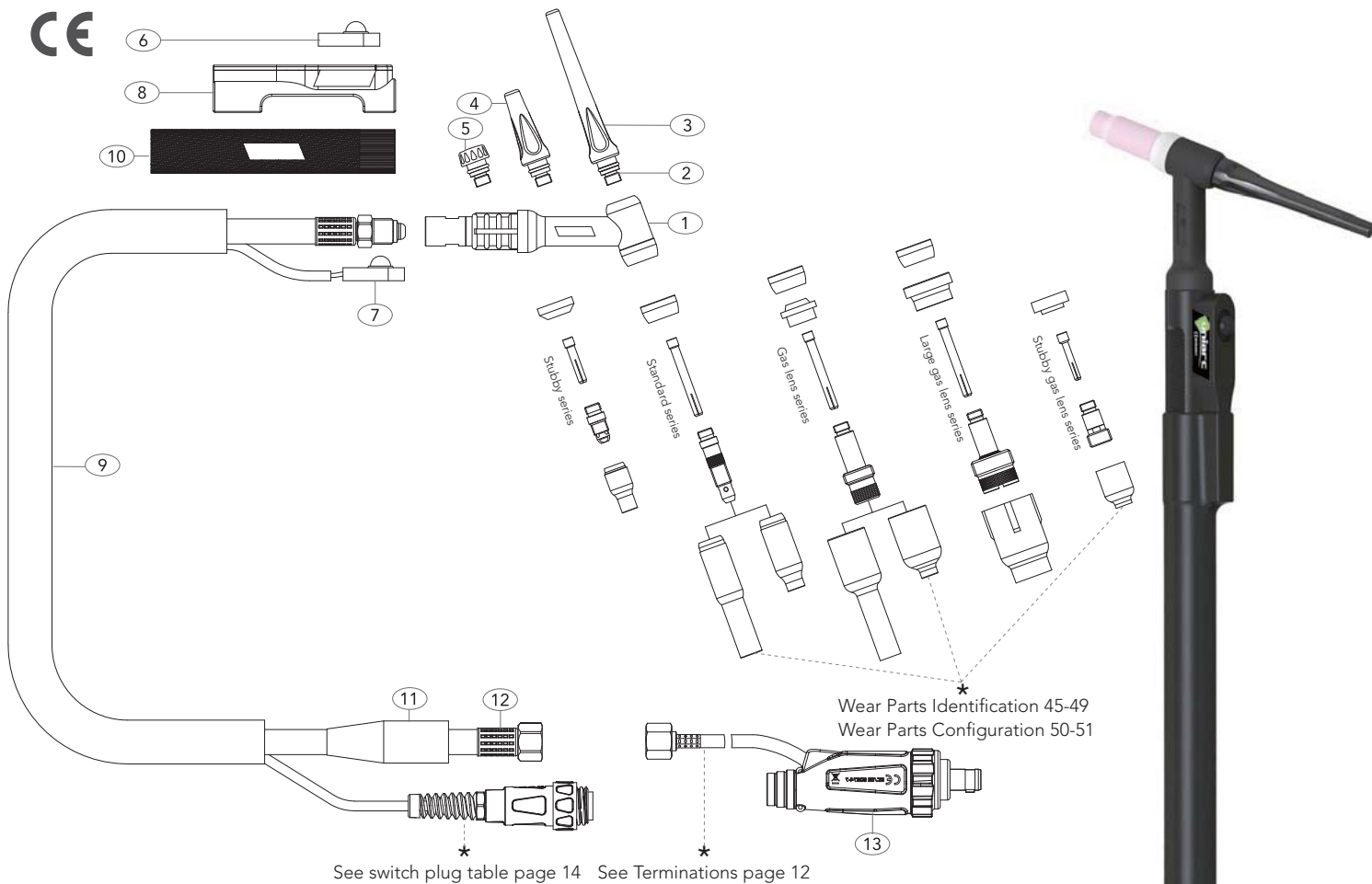


MODEL		
Description	Part Number	
WLD Tig Torch Package 3/8" BSP	12.5ft	25ft
Rubber, Switched and Sheath	UWP17-RBSSW-12-EPC1	UWP17-RBSSW-25-EPC1

SPARE PARTS		
Part Number	Description	
1 UWP17	Torch Body Standard	
2 U98W18	Back Cap 'O' Ring	
3 U57Y02	Back Cap Long	
4 U300M	Back Cap Medium	
5 U57Y04	Back Cap Short	
6 U950	Micro Switch Bulbous Button	
7 U950-40	Switch & Leads x 4mt	
U950-80	Switch & Leads x 8mt	
8 UBRDZ0591	Small Snap-on Boot	
9 UB1537-40	Cable Assembly Cover x 4mt	
UB1537-80	Cable Assembly Cover x 8mt	
10 UB105Z55	Handle, Small Push-on	
11 U0315071	Insulation Boot	
12 *U57Y01-EPC #	Power Cable x 12.5ft PVC	
*U57Y03-EPC #	Power Cable x 25ft PVC	
*U57Y01RP-EPC #	Power Cable x 12.5ft	
*U57Y03RP-EPC #	Power Cable x 25ft	
13 UML3550-38BSP-M-GS #	Power Adaptor 3/8" BSP	

*Note: Power cable assemblies are specified by utilizing the part number and a termination suffix from the gas supply hose table on page 12.
Example: U57Y01-EPC1
 Power Cable c/w 3/8" BSP fitting

All products conform to EN60974-7, **CE** and are RoHS2, REACH and WEEE compliant



MODEL

Description	Part Number	
WLD Tig Torch Package 3/8" BSP	12.5ft	25ft
Rubber, Switched and Sheath	UWP26-RBSSW-12-EPC1	UWP26-RBSSW-25-EPC1

SPARE PARTS

Part Number	Description	Part Number	Description
1	UWP26 Torch Body Standard	11	U0315071 Insulation Boot
2	U98W18 Back Cap 'O' Ring	12	*U46V28-EPC # Power Cable x 12.5ft PVC
3	U57Y02 Back Cap Long		*U46V30-EPC # Power Cable x 25ft PVC
4	U300M Back Cap Medium		*U46V28RP-EPC # Power Cable x 12.5ft
5	U57Y04 Back Cap Short		*U46V30RP-EPC # Power Cable x 25ft
6	U950 Micro Switch Bulbous Button	13	UML3550-38BSP-L-GS # Power Adaptor 3/8" BSP
7	U950-40 Switch & Leads x 4mt		
	U950-80 Switch & Leads x 8mt		
8	UBRDZ0590 Large Snap-on Boot		
9	U609123 Cable Assembly Cover x 4mts		
	U609125 Cable Assembly Cover x 8mts		
10	UB10N15 Handle, Large Push-on		

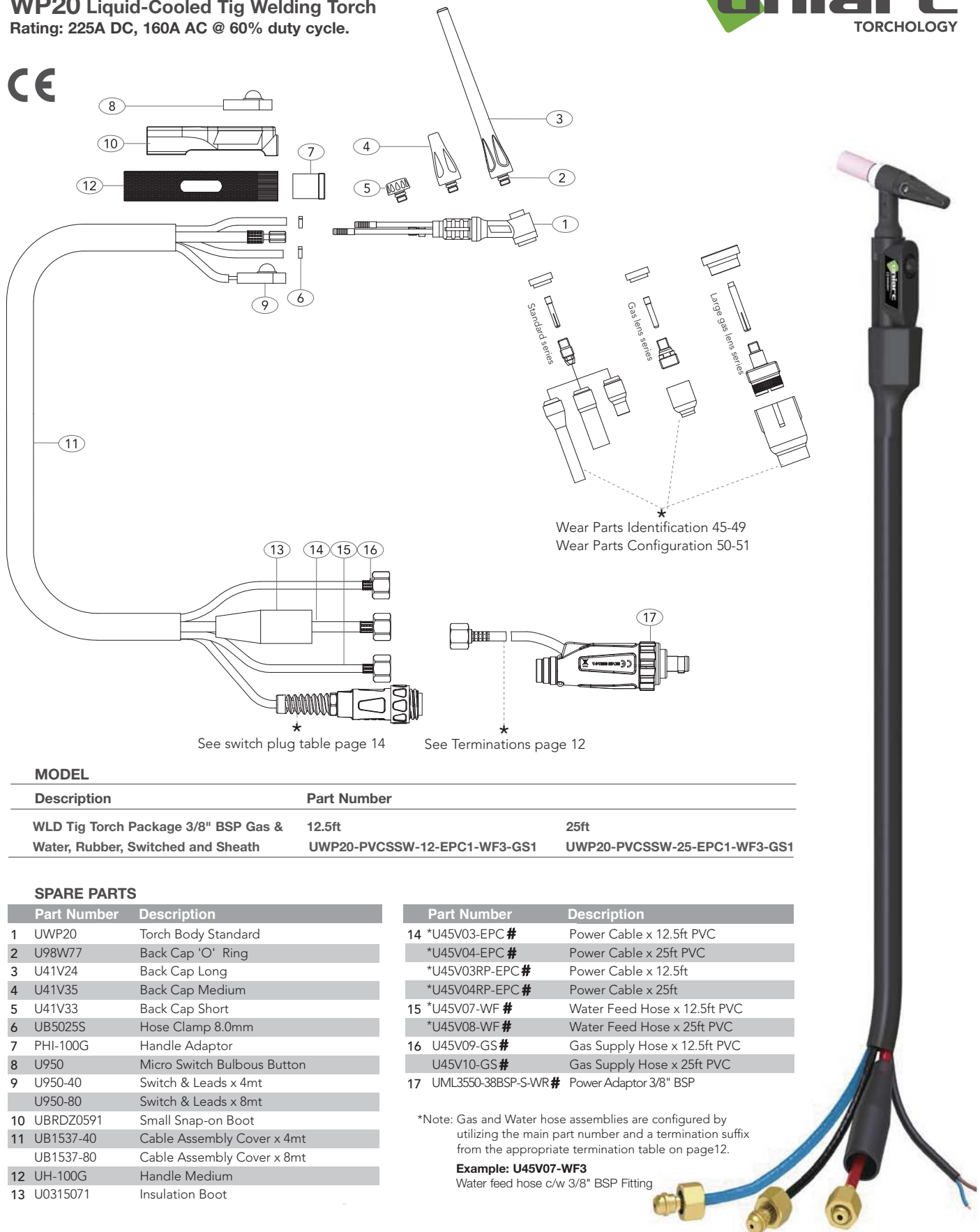
*Note: Power cable assemblies are specified by utilizing the part number and a termination suffix from the gas supply hose table on page 12.

Example: U46V28-EPC1
Power Cable c/w 3/8" BSP fitting

All products conform to EN60974-7, **CE** and are RoHS2, REACH and WEEE compliant

WP20 Liquid-Cooled Tig Welding Torch

Rating: 225A DC, 160A AC @ 60% duty cycle.



MODEL

Description	Part Number	
WLD Tig Torch Package 3/8" BSP Gas & Water, Rubber, Switched and Sheath	12.5ft UWP20-PVCSSW-12-EPC1-WF3-GS1	25ft UWP20-PVCSSW-25-EPC1-WF3-GS1

SPARE PARTS

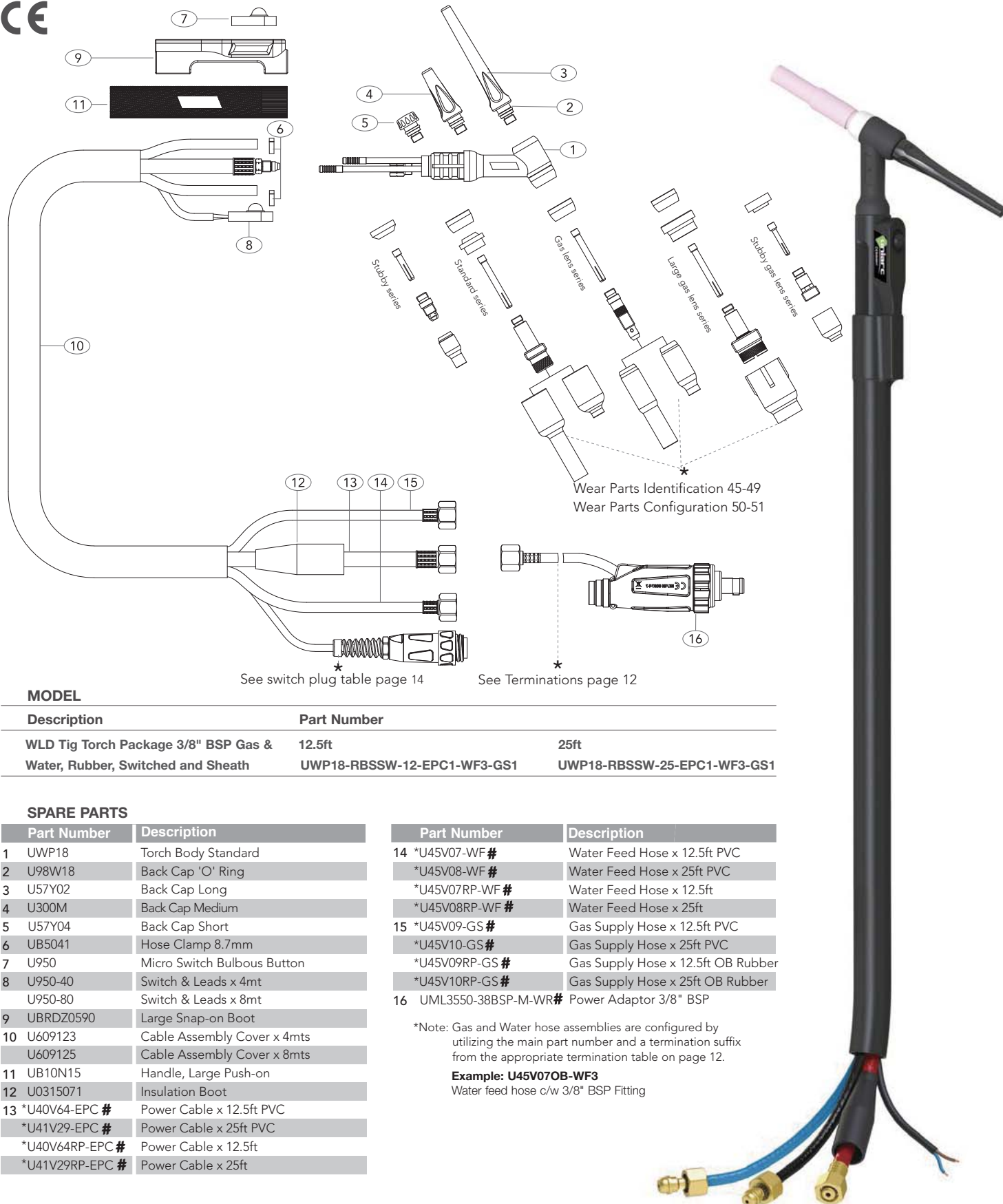
Part Number	Description
1 UWP20	Torch Body Standard
2 U98W77	Back Cap 'O' Ring
3 U41V24	Back Cap Long
4 U41V35	Back Cap Medium
5 U41V33	Back Cap Short
6 UB5025S	Hose Clamp 8.0mm
7 PHI-100G	Handle Adaptor
8 U950	Micro Switch Bulbous Button
9 U950-40	Switch & Leads x 4mt
U950-80	Switch & Leads x 8mt
10 UBRDZ0591	Small Snap-on Boot
11 UB1537-40	Cable Assembly Cover x 4mt
UB1537-80	Cable Assembly Cover x 8mt
12 UH-100G	Handle Medium
13 U0315071	Insulation Boot

Part Number	Description
14 *U45V03-EPC #	Power Cable x 12.5ft PVC
*U45V04-EPC #	Power Cable x 25ft PVC
*U45V03RP-EPC #	Power Cable x 12.5ft
*U45V04RP-EPC #	Power Cable x 25ft
15 *U45V07-WF #	Water Feed Hose x 12.5ft PVC
*U45V08-WF #	Water Feed Hose x 25ft PVC
16 U45V09-GS #	Gas Supply Hose x 12.5ft PVC
U45V10-GS #	Gas Supply Hose x 25ft PVC
17 UML3550-38BSP-S-WR #	Power Adaptor 3/8" BSP

*Note: Gas and Water hose assemblies are configured by utilizing the main part number and a termination suffix from the appropriate termination table on page 12.

Example: U45V07-WF3
Water feed hose c/w 3/8" BSP Fitting

All products conform to EN60974-7, and are RoHS2, REACH and WEEE compliant



MODEL

Description	Part Number	
WLD Tig Torch Package 3/8" BSP Gas & Water, Rubber, Switched and Sheath	12.5ft	25ft
	UWP18-RBSSW-12-EPC1-WF3-GS1	UWP18-RBSSW-25-EPC1-WF3-GS1

SPARE PARTS

Part Number	Description	Part Number	Description
1 UWP18	Torch Body Standard	14 *U45V07-WF #	Water Feed Hose x 12.5ft PVC
2 U98W18	Back Cap 'O' Ring	*U45V08-WF #	Water Feed Hose x 25ft PVC
3 U57Y02	Back Cap Long	*U45V07RP-WF #	Water Feed Hose x 12.5ft
4 U300M	Back Cap Medium	*U45V08RP-WF #	Water Feed Hose x 25ft
5 U57Y04	Back Cap Short	15 *U45V09-GS #	Gas Supply Hose x 12.5ft PVC
6 UB5041	Hose Clamp 8.7mm	*U45V10-GS #	Gas Supply Hose x 25ft PVC
7 U950	Micro Switch Bulbous Button	*U45V09RP-GS #	Gas Supply Hose x 12.5ft OB Rubber
8 U950-40	Switch & Leads x 4mt	*U45V10RP-GS #	Gas Supply Hose x 25ft OB Rubber
U950-80	Switch & Leads x 8mt	16 UML3550-38BSP-M-WR #	Power Adaptor 3/8" BSP
9 UBRDZ0590	Large Snap-on Boot		
10 U609123	Cable Assembly Cover x 4mts		
U609125	Cable Assembly Cover x 8mts		
11 UB10N15	Handle, Large Push-on		
12 U0315071	Insulation Boot		
13 *U40V64-EPC #	Power Cable x 12.5ft PVC		
*U41V29-EPC #	Power Cable x 25ft PVC		
*U40V64RP-EPC #	Power Cable x 12.5ft		
*U41V29RP-EPC #	Power Cable x 25ft		

*Note: Gas and Water hose assemblies are configured by utilizing the main part number and a termination suffix from the appropriate termination table on page 12.

Example: U45V07OB-WF3
Water feed hose c/w 3/8" BSP Fitting

All products conform to EN60974-7, **CE** and are RoHS2, REACH and WEEE compliant

Contents

Features Focus	22
Range Overview	24
Cable Assemblies	26
Torch Package Configurator	27

Torch Model

WP9	28
WP17	29
WP26	30
WP20	31
WP18	32

Wear Parts

Collets	45
Collet Bodies	46
Gas Lens Bodies	47
Ceramics	48
Gas Lens Cups	49
Wear Parts Configuration Tables	50

Consumable parts

All wear and spare parts are fully interchangeable with the OEM.

Handles

Knurled handles for extra grip and snap-on boots for SSW style build options.

Torch Bodies

High temperature resistant silicon rubber provides a lightweight and durable cover.

Options Include: Standard
Flexible
Valve
Pencil
Multijust™

Switches

Offered in bulbous, flat or lever style options

Cable Systems

Air-Cooled cable assemblies are offered in high performance rubber or PVC, mono and 2 piece.

Unique cable end crimp systems ensure trouble free terminations.

Rear End Terminations

An extensive range of alternate terminations ensures USA compatibility.



WLD Liquid-Cooled Tig Torch Range

Features Focus



Consumable parts

All wear and spare parts are fully interchangeable with the OEM.

Handles

Knurled handles for extra grip and snap-on boots for SSW style build options.

Torch Bodies

High temperature resistant silicon rubber provides a lightweight and durable cover.

Options Include: Standard
Flexible
Valve
Pencil
Multijust™

Switches

Offered in bulbous, flat or lever style options

Cable Systems

Liquid-Cooled cable assemblies are offered in high performance rubber or PVC, mono and 2 piece.

Unique cable end crimp systems ensure trouble free terminations.

Rear End Terminations

An extensive range of alternate terminations ensures USA compatibility.



WLD Tig Torch Range

Ratings: 110 Amp to 380 Amp



Technical Data	WP9	WP17	WP26
Cooling Method	Air-Cooled	Air-Cooled	Air-Cooled
Rating: DC	110A	135A	180A
AC	80A	95A	125A
Duty Cycle:	35%	35%	35%
Electrode Size:	1.0-2.4	1.0-3.2	1.0-4.0
Water cooling min. flow rate	-	-	-
Minimum water inlet pressure	-	-	-
Maximum water inlet pressure	-	-	-
Maximum water inlet	-	-	-
Minimum cooling power	-	-	-

Order Codes	12.5ft	UWP9-RBSSW-12-APC1	UWP17-RBSSW-12-APC1	UWP26-RBSSW-12-APC3
	25ft	UWP9-RBSSW-25-APC1	UWP17-RBSSW-25-APC1	UWP26-RBSSW-25-APC3

WLD Tig Torch Range

Ratings: 110 Amp to 380 Amp

Technical Data		WP20	WP18
Cooling Method		Liquid-Cooled	Liquid-Cooled
Rating:	DC	225A	380A
	AC	160A	270A
Duty Cycle:		60%	60%
Electrode Size:		1.0-3.2	1.0-4.0
Water cooling min. flow rate		1.0 l/min	1.0 l/min
Minimum water inlet pressure		2.0 Bar	2.0 Bar
Maximum water inlet pressure		5.0 Bar	5.0 Bar
Maximum water inlet		50°C	50°C
Minimum cooling power		700W	800W
Order Codes	12.5ft	UWP20-PVCSSW-12-APC4-WF2-GS7	UWP18-RBSSW-12-APC4-WF2-GS7
	25ft	UWP20-PVCSSW-25-APC4-WF2-GS7	UWP18-RBSSW-25-APC4-WF2-GS7

Air-Cooled Cable Styles

There are three styles of cable options available within the air-cooled cable range.

Each style is offered with either PVC or Rubber cable, with or without a neoprene outer cover.

Mono

WP9/17 available 3/8" UNF RH or 5/8" UNF RH gas/power

WP26 5/8" UNF RH or 7/8" UNF



PVC Build



Rubber Build



PVC/Rubber
SSW Build (c/w Sheath & Switch)

2 Piece/ Lug

5/8" UNF RH Only



PVC Build



Rubber Build



PVC/Rubber
SSW Build (c/w Sheath & Switch)

2 Piece/ Dinse

5/8" UNF RH Only



PVC Build



Rubber Build



PVC/Rubber
SSW Build (c/w Sheath & Switch)

Liquid-Cooled Cable Styles

WP18/20



PVC Build



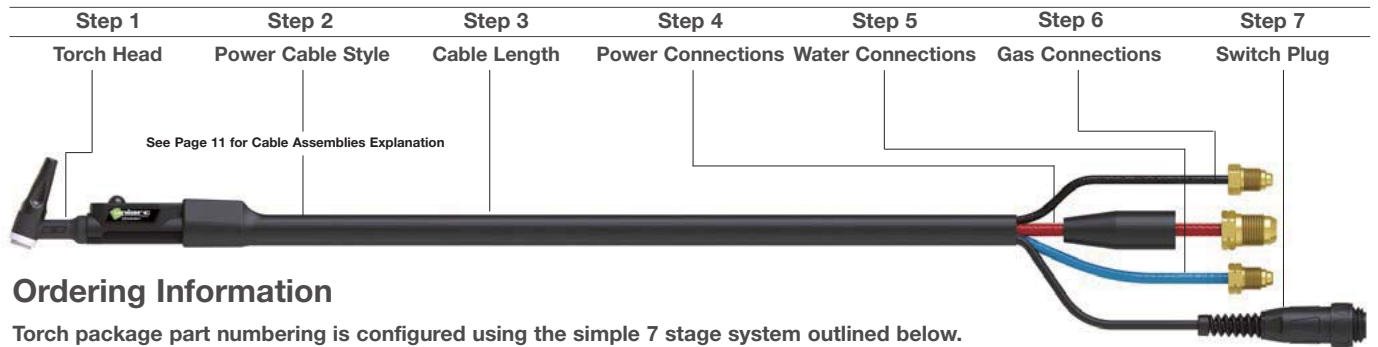
Rubber Build



PVC/Rubber
SSW Build (c/w Sheath & Switch)

WLD Tig Torch Range

Torch Package Configurator



Ordering Information

Torch package part numbering is configured using the simple 7 stage system outlined below.

1. Select the correct model of torch head
2. Select the style of cable assembly required
3. Select the length of cable assembly required
4. Select the power cable termination required
5. Select the correct water connections
6. Select the correct gas connections
7. Add a switch plug if required

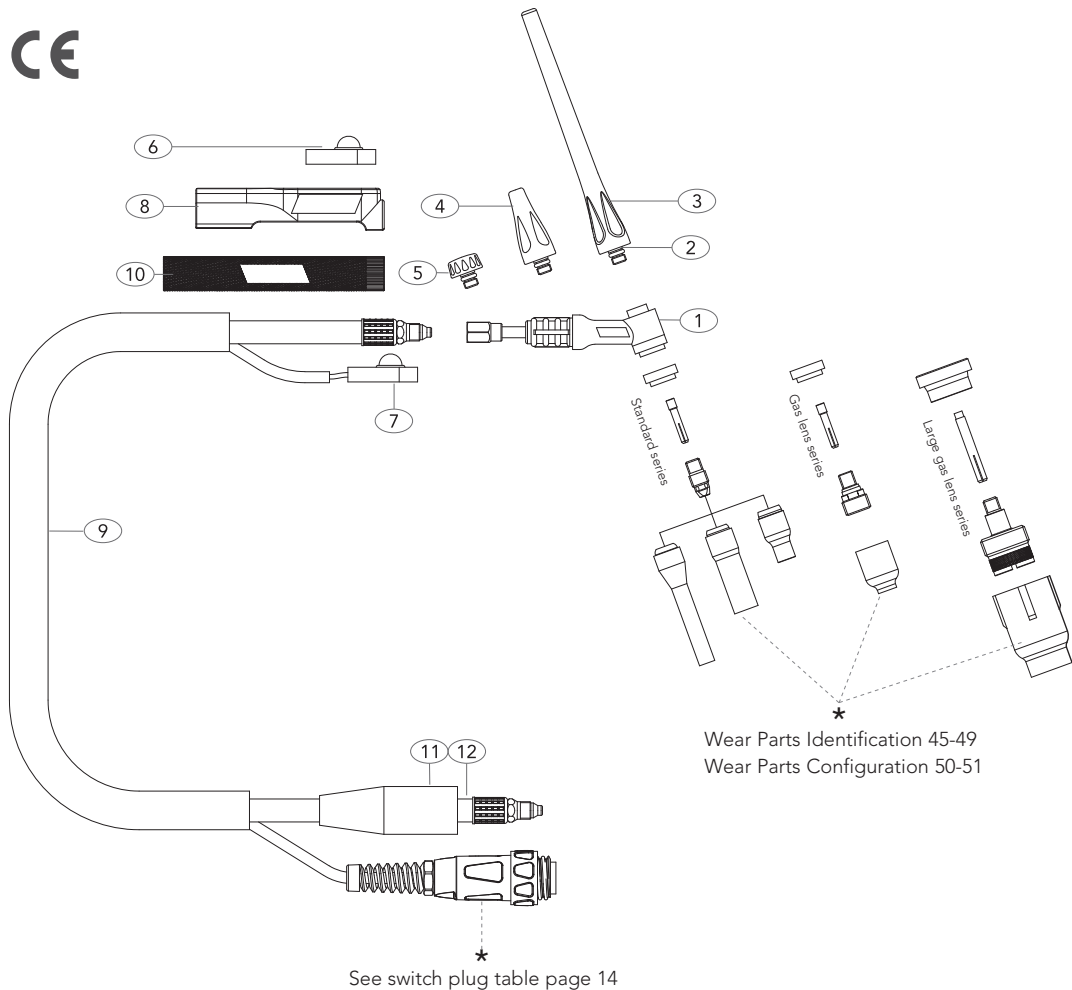
Example:- UWP18FX-RBSSW-25-APC4-WF2-GS7-UERCP11

WP18FX Torch x 25ft c/w Rubber Cables, 7/8" UVFLH fittings and 7 pin Uniarc Plug.

	Step 1	Step 2	Step 3	Step 4	Step 5	Step 6	Step 7																																																																												
	Torch Head	Power Cable Style	Cable Length	Power Connections	Water Connections	Gas Connections	Switch Plug																																																																												
Air-Cooled	<table><tr><th>Part No.</th><th>Description</th></tr><tr><td>UWP9</td><td>125A DC</td></tr><tr><td>UWP9FX</td><td>125A DC FLEX</td></tr><tr><td>UWP9FXL</td><td>125A DC FLEX LONG</td></tr><tr><td>UWP9V</td><td>125A DC VALVE</td></tr><tr><td>UWP9VFX</td><td>125A DC VALVE FLEX</td></tr><tr><td>UWP9P</td><td>125A DC PENCIL</td></tr><tr><td>UWP17</td><td>150A DC</td></tr><tr><td>UWP17FX</td><td>150A DC FLEX</td></tr><tr><td>UWP17FXL</td><td>150A DC FLEX LONG</td></tr><tr><td>UWP17V</td><td>150A DC VALVE</td></tr><tr><td>UWP17VFX</td><td>150A DC VALVE FLEX</td></tr><tr><td>UWP26</td><td>180A DC</td></tr><tr><td>UWP26FX</td><td>180A DC FLEX</td></tr><tr><td>UWP26V</td><td>180A DC VALVE</td></tr><tr><td>UWP26VFX</td><td>180A DC VALVE FLEX</td></tr></table>	Part No.	Description	UWP9	125A DC	UWP9FX	125A DC FLEX	UWP9FXL	125A DC FLEX LONG	UWP9V	125A DC VALVE	UWP9VFX	125A DC VALVE FLEX	UWP9P	125A DC PENCIL	UWP17	150A DC	UWP17FX	150A DC FLEX	UWP17FXL	150A DC FLEX LONG	UWP17V	150A DC VALVE	UWP17VFX	150A DC VALVE FLEX	UWP26	180A DC	UWP26FX	180A DC FLEX	UWP26V	180A DC VALVE	UWP26VFX	180A DC VALVE FLEX			<table><tr><th colspan="3"># Power Cable / Water Return Hose</th></tr><tr><th>Part Number</th><th>Description</th><th>Model</th></tr><tr><td>APC1</td><td>Power Cable c/w 3/8" UNF RH</td><td>9/17</td></tr><tr><td>APC2</td><td>Power Cable c/w 5/8" UNF RH</td><td>9/17/26</td></tr><tr><td>APC3</td><td>Power Cable c/w 7/8" UNF RH</td><td>26</td></tr><tr><td>APC4</td><td>Power Cable c/w 7/8" UNF LH</td><td>20/18</td></tr></table>	# Power Cable / Water Return Hose			Part Number	Description	Model	APC1	Power Cable c/w 3/8" UNF RH	9/17	APC2	Power Cable c/w 5/8" UNF RH	9/17/26	APC3	Power Cable c/w 7/8" UNF RH	26	APC4	Power Cable c/w 7/8" UNF LH	20/18				<table><tr><th>Part No.</th><th>Description</th></tr><tr><td>UERCP0</td><td>2 Pin Amphenol Plug</td></tr><tr><td>UERCP1</td><td>4 Pin Amphenol Plug</td></tr><tr><td>UERCP2</td><td>5 Pin Amphenol Plug</td></tr><tr><td>UERCP3</td><td>6 Pin Amphenol Plug</td></tr><tr><td>UERCP4</td><td>14 Pin Amphenol Plug</td></tr><tr><td>UERCP6-5</td><td>5 Pin Amphenol Plug</td></tr><tr><td>UERCP7</td><td>3 Pin Tuchel Plug</td></tr><tr><td>UERCP8</td><td>9 Pin Tuchel Plug</td></tr><tr><td>UERCP9</td><td>5 Pin Tuchel Plug</td></tr><tr><td>UERCP11</td><td>7 Pin Uniarc Plug</td></tr><tr><td>UXS12-J3P</td><td>3 Pin Plug</td></tr></table>	Part No.	Description	UERCP0	2 Pin Amphenol Plug	UERCP1	4 Pin Amphenol Plug	UERCP2	5 Pin Amphenol Plug	UERCP3	6 Pin Amphenol Plug	UERCP4	14 Pin Amphenol Plug	UERCP6-5	5 Pin Amphenol Plug	UERCP7	3 Pin Tuchel Plug	UERCP8	9 Pin Tuchel Plug	UERCP9	5 Pin Tuchel Plug	UERCP11	7 Pin Uniarc Plug	UXS12-J3P	3 Pin Plug	
	Part No.	Description																																																																																	
	UWP9	125A DC																																																																																	
	UWP9FX	125A DC FLEX																																																																																	
	UWP9FXL	125A DC FLEX LONG																																																																																	
	UWP9V	125A DC VALVE																																																																																	
	UWP9VFX	125A DC VALVE FLEX																																																																																	
	UWP9P	125A DC PENCIL																																																																																	
	UWP17	150A DC																																																																																	
	UWP17FX	150A DC FLEX																																																																																	
	UWP17FXL	150A DC FLEX LONG																																																																																	
	UWP17V	150A DC VALVE																																																																																	
	UWP17VFX	150A DC VALVE FLEX																																																																																	
	UWP26	180A DC																																																																																	
UWP26FX	180A DC FLEX																																																																																		
UWP26V	180A DC VALVE																																																																																		
UWP26VFX	180A DC VALVE FLEX																																																																																		
# Power Cable / Water Return Hose																																																																																			
Part Number	Description	Model																																																																																	
APC1	Power Cable c/w 3/8" UNF RH	9/17																																																																																	
APC2	Power Cable c/w 5/8" UNF RH	9/17/26																																																																																	
APC3	Power Cable c/w 7/8" UNF RH	26																																																																																	
APC4	Power Cable c/w 7/8" UNF LH	20/18																																																																																	
Part No.	Description																																																																																		
UERCP0	2 Pin Amphenol Plug																																																																																		
UERCP1	4 Pin Amphenol Plug																																																																																		
UERCP2	5 Pin Amphenol Plug																																																																																		
UERCP3	6 Pin Amphenol Plug																																																																																		
UERCP4	14 Pin Amphenol Plug																																																																																		
UERCP6-5	5 Pin Amphenol Plug																																																																																		
UERCP7	3 Pin Tuchel Plug																																																																																		
UERCP8	9 Pin Tuchel Plug																																																																																		
UERCP9	5 Pin Tuchel Plug																																																																																		
UERCP11	7 Pin Uniarc Plug																																																																																		
UXS12-J3P	3 Pin Plug																																																																																		
			<table><tr><th colspan="2"># Water Feed Hose</th></tr><tr><th>Part Number</th><th>Description</th></tr><tr><td>WF1</td><td>Water Feed Hose c/w 8.9mm Quick Fit</td></tr><tr><td>WF2</td><td>Water Feed Hose c/w 5/8" UNF LH</td></tr></table>	# Water Feed Hose		Part Number	Description	WF1	Water Feed Hose c/w 8.9mm Quick Fit	WF2	Water Feed Hose c/w 5/8" UNF LH																																																																								
# Water Feed Hose																																																																																			
Part Number	Description																																																																																		
WF1	Water Feed Hose c/w 8.9mm Quick Fit																																																																																		
WF2	Water Feed Hose c/w 5/8" UNF LH																																																																																		
			<table><tr><th colspan="2"># Gas Supply Hose</th></tr><tr><th>Part Number</th><th>Description</th></tr><tr><td>GS2</td><td>Gas Supply Hose c/w 5.0mm Quick Fit</td></tr><tr><td>GS3</td><td>Gas Supply Hose c/w 5.95mm Quick Fit</td></tr><tr><td>GS4</td><td>Gas Supply Hose c/w 8.9mm Quick Fit</td></tr><tr><td>GS7</td><td>Gas Supply Hose c/w 5/8" UNF RH</td></tr></table>	# Gas Supply Hose		Part Number	Description	GS2	Gas Supply Hose c/w 5.0mm Quick Fit	GS3	Gas Supply Hose c/w 5.95mm Quick Fit	GS4	Gas Supply Hose c/w 8.9mm Quick Fit	GS7	Gas Supply Hose c/w 5/8" UNF RH																																																																				
# Gas Supply Hose																																																																																			
Part Number	Description																																																																																		
GS2	Gas Supply Hose c/w 5.0mm Quick Fit																																																																																		
GS3	Gas Supply Hose c/w 5.95mm Quick Fit																																																																																		
GS4	Gas Supply Hose c/w 8.9mm Quick Fit																																																																																		
GS7	Gas Supply Hose c/w 5/8" UNF RH																																																																																		
			<table><tr><th>Part No.</th><th>Description</th></tr><tr><td>12</td><td>12.5ft Cables (4m)</td></tr><tr><td>25</td><td>25ft Cables (8m)</td></tr></table>	Part No.	Description	12	12.5ft Cables (4m)	25	25ft Cables (8m)																																																																										
Part No.	Description																																																																																		
12	12.5ft Cables (4m)																																																																																		
25	25ft Cables (8m)																																																																																		
Liquid-Cooled	<table><tr><th>Part No.</th><th>Description</th></tr><tr><td>PVC</td><td>PVC</td></tr><tr><td>RB</td><td>Rubber/Overbraid</td></tr><tr><td>PVC SSW</td><td>PVC c/w Sheath & Switch</td></tr><tr><td>RB SSW</td><td>Rubber c/w Sheath & Switch</td></tr><tr><td>2 PVC L</td><td>2 Piece PVC c/w Lug</td></tr><tr><td>2 PVC L SSW</td><td>2 Piece PVC c/w Lug, Sheath & Switch</td></tr></table>	Part No.	Description	PVC	PVC	RB	Rubber/Overbraid	PVC SSW	PVC c/w Sheath & Switch	RB SSW	Rubber c/w Sheath & Switch	2 PVC L	2 Piece PVC c/w Lug	2 PVC L SSW	2 Piece PVC c/w Lug, Sheath & Switch																																																																				
	Part No.	Description																																																																																	
	PVC	PVC																																																																																	
	RB	Rubber/Overbraid																																																																																	
	PVC SSW	PVC c/w Sheath & Switch																																																																																	
	RB SSW	Rubber c/w Sheath & Switch																																																																																	
	2 PVC L	2 Piece PVC c/w Lug																																																																																	
2 PVC L SSW	2 Piece PVC c/w Lug, Sheath & Switch																																																																																		

NOTE: See page 8 for torch heads explanation

NOTE: See page 11 for cable assemblies explanation



MODEL

Description	Part Number	
WLD Tig Torch Package 7/8" Rubber, Switched and Sheath	12.5ft	25ft
	UWP9-RBSSW-12-APC1	UWP9-RBSSW-25-APC1

SPARE PARTS

Part Number	Description	Part Number	Description
1	UWP9 Torch Body Standard	9	UB1537-40 Cable Assembly Cover x 4mt
2	U98W77 Back Cap 'O' Ring		UB1537-80 Cable Assembly Cover x 8mt
3	U41V24 Back Cap Long	10	UB105Z55 Handle, Small Push-on
4	U41V35 Back Cap Medium	11	U0315071 Insulation Boot
5	U41V33 Back Cap Short	12	*U57Y01-APC # Power Cable x 12.5ft PVC
6	U950 Micro Switch Bulbous Button		*U57Y03-APC # Power Cable x 25ft PVC
7	U950-40 Switch & Leads x 4mt		*U57Y01RP-APC # Power Cable x 12.5ft
	U950-80 Switch & Leads x 8mt		*U57Y03RP-APC # Power Cable x 25ft
8	UBRDZ0591 Small Snap-on Boot		

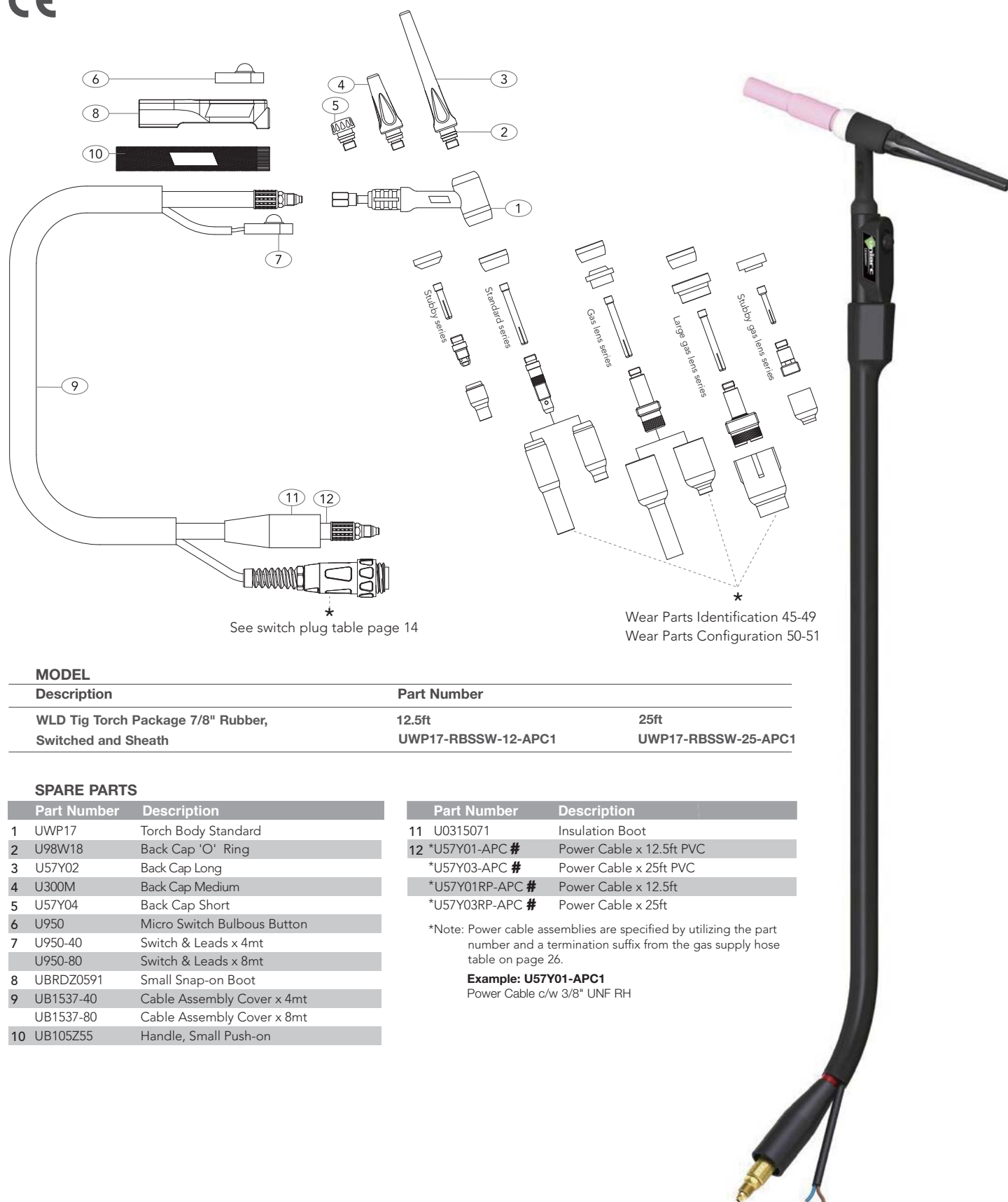
*Note: Power cable assemblies are specified by utilizing the part number and a termination suffix from the gas supply hose table on page 26.

Example: U57Y01-APC1
Power Cable c/w 3/8" UNF RH



WP17 Air-Cooled Tig Welding Torch

Rating: 135 DC, 95A AC @ 35% duty cycle.



See switch plug table page 14


Wear Parts Identification 45-49
Wear Parts Configuration 50-51

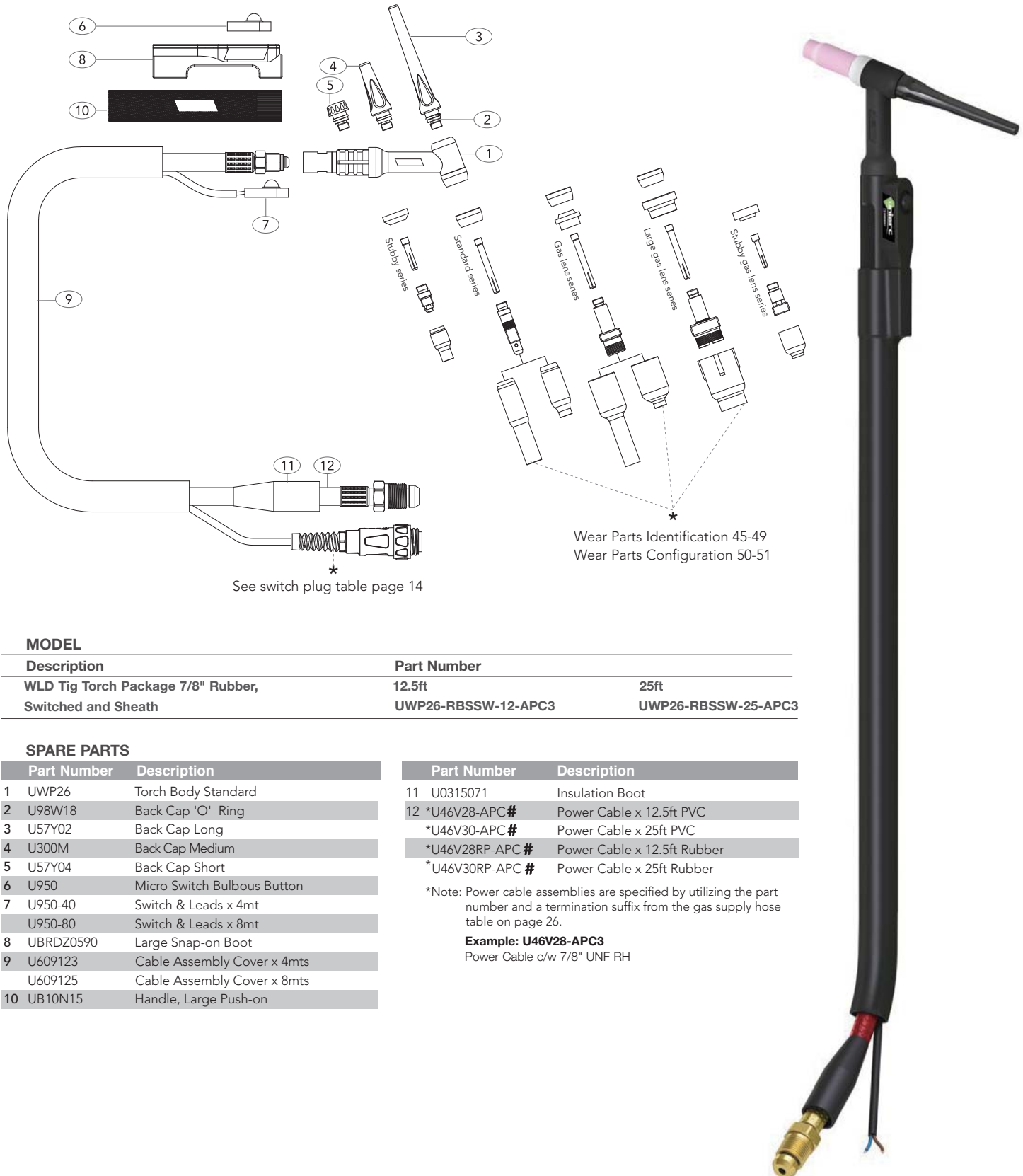
MODEL

Description	Part Number	
WLD Tig Torch Package 7/8" Rubber, Switched and Sheath	12.5ft UWP17-RBSSW-12-APC1	25ft UWP17-RBSSW-25-APC1

SPARE PARTS

Part Number	Description	Part Number	Description
1 UWP17	Torch Body Standard	11 U0315071	Insulation Boot
2 U98W18	Back Cap 'O' Ring	12 *U57Y01-APC #	Power Cable x 12.5ft PVC
3 U57Y02	Back Cap Long	*U57Y03-APC #	Power Cable x 25ft PVC
4 U300M	Back Cap Medium	*U57Y01RP-APC #	Power Cable x 12.5ft
5 U57Y04	Back Cap Short	*U57Y03RP-APC #	Power Cable x 25ft
6 U950	Micro Switch Bulbous Button	*Note: Power cable assemblies are specified by utilizing the part number and a termination suffix from the gas supply hose table on page 26. Example: U57Y01-APC1 Power Cable c/w 3/8" UNF RH	
7 U950-40	Switch & Leads x 4mt		
8 U950-80	Switch & Leads x 8mt		
8 UBRDZ0591	Small Snap-on Boot		
9 UB1537-40	Cable Assembly Cover x 4mt		
9 UB1537-80	Cable Assembly Cover x 8mt		
10 UB105Z55	Handle, Small Push-on		

All products conform to EN60974-7,  and are RoHS2, REACH and WEEE compliant



MODEL

Description	Part Number	
WLD Tig Torch Package 7/8" Rubber, Switched and Sheath	12.5ft UWP26-RBSSW-12-APC3	25ft UWP26-RBSSW-25-APC3

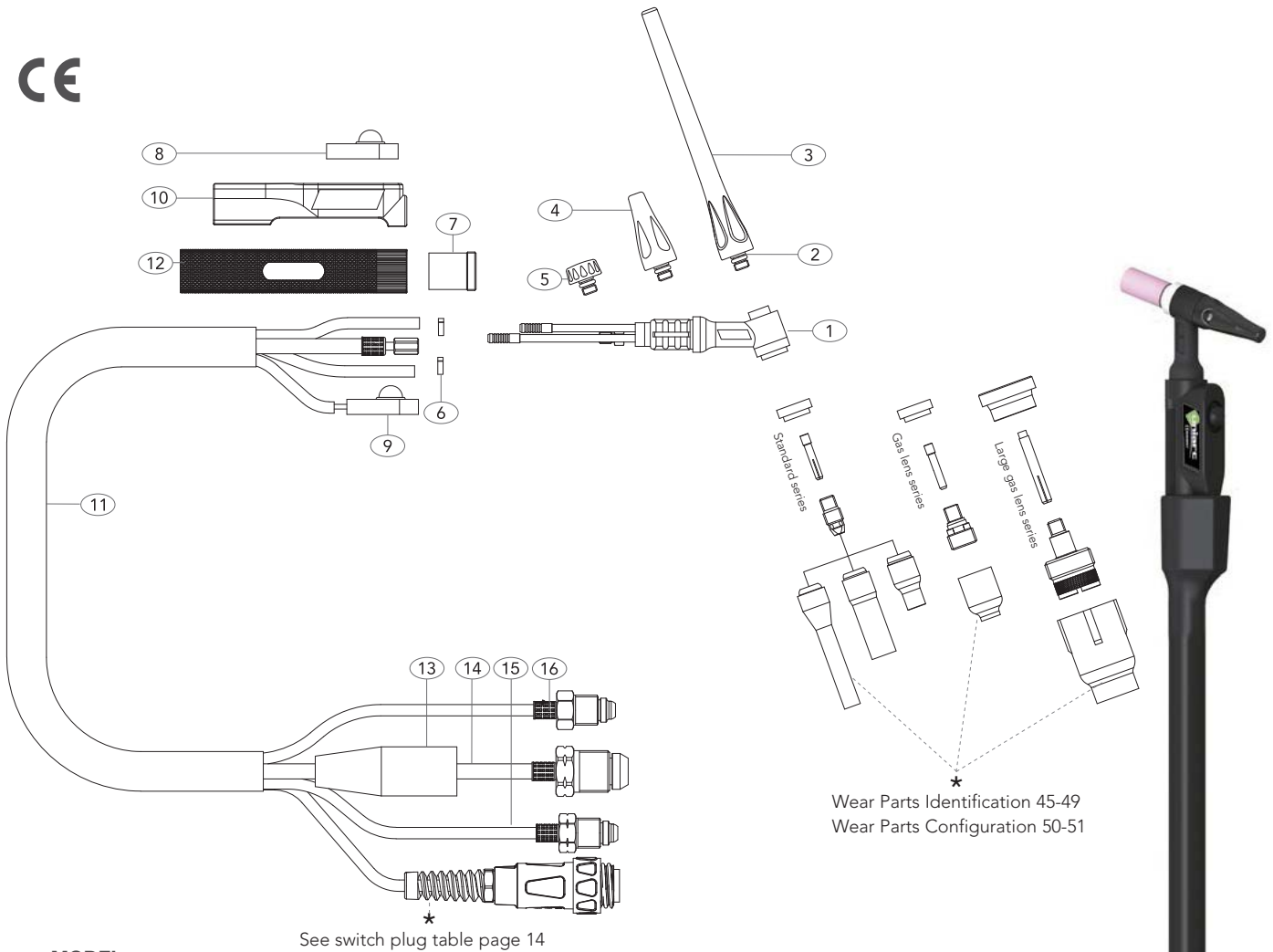
SPARE PARTS

Part Number	Description	Part Number	Description
1	UWP26 Torch Body Standard	11	U0315071 Insulation Boot
2	U98W18 Back Cap 'O' Ring	12	*U46V28-APC# Power Cable x 12.5ft PVC
3	U57Y02 Back Cap Long		*U46V30-APC# Power Cable x 25ft PVC
4	U300M Back Cap Medium		*U46V28RP-APC# Power Cable x 12.5ft Rubber
5	U57Y04 Back Cap Short		*U46V30RP-APC# Power Cable x 25ft Rubber
6	U950 Micro Switch Bulbous Button	*Note: Power cable assemblies are specified by utilizing the part number and a termination suffix from the gas supply hose table on page 26. Example: U46V28-APC3 Power Cable c/w 7/8" UNF RH	
7	U950-40 Switch & Leads x 4mt		
	U950-80 Switch & Leads x 8mt		
8	UBRDZ0590 Large Snap-on Boot		
9	U609123 Cable Assembly Cover x 4mts		
	U609125 Cable Assembly Cover x 8mts		
10	UB10N15 Handle, Large Push-on		

All products conform to EN60974-7, **CE** and are RoHS2, REACH and WEEE compliant

WP20 Liquid-Cooled Tig Welding Torch

Rating: 225A DC, 160A AC @ 60% duty cycle.



See switch plug table page 14

MODEL

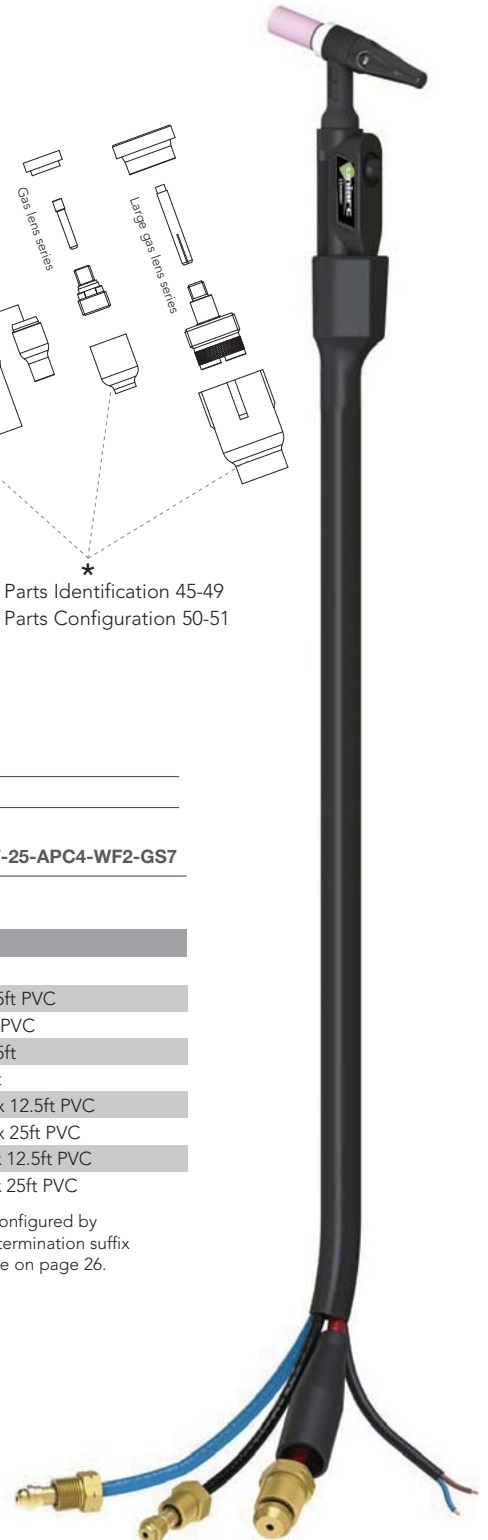
Description	Part Number
WLD Tig Torch Package 7/8" Gas. 5/8" Water	12.5ft 25ft
In/Out, Rubber, Switched and Sheath	UWP20-RBSSW-12-APC4-WF2-GS7 UWP20-RBSSW-25-APC4-WF2-GS7

SPARE PARTS

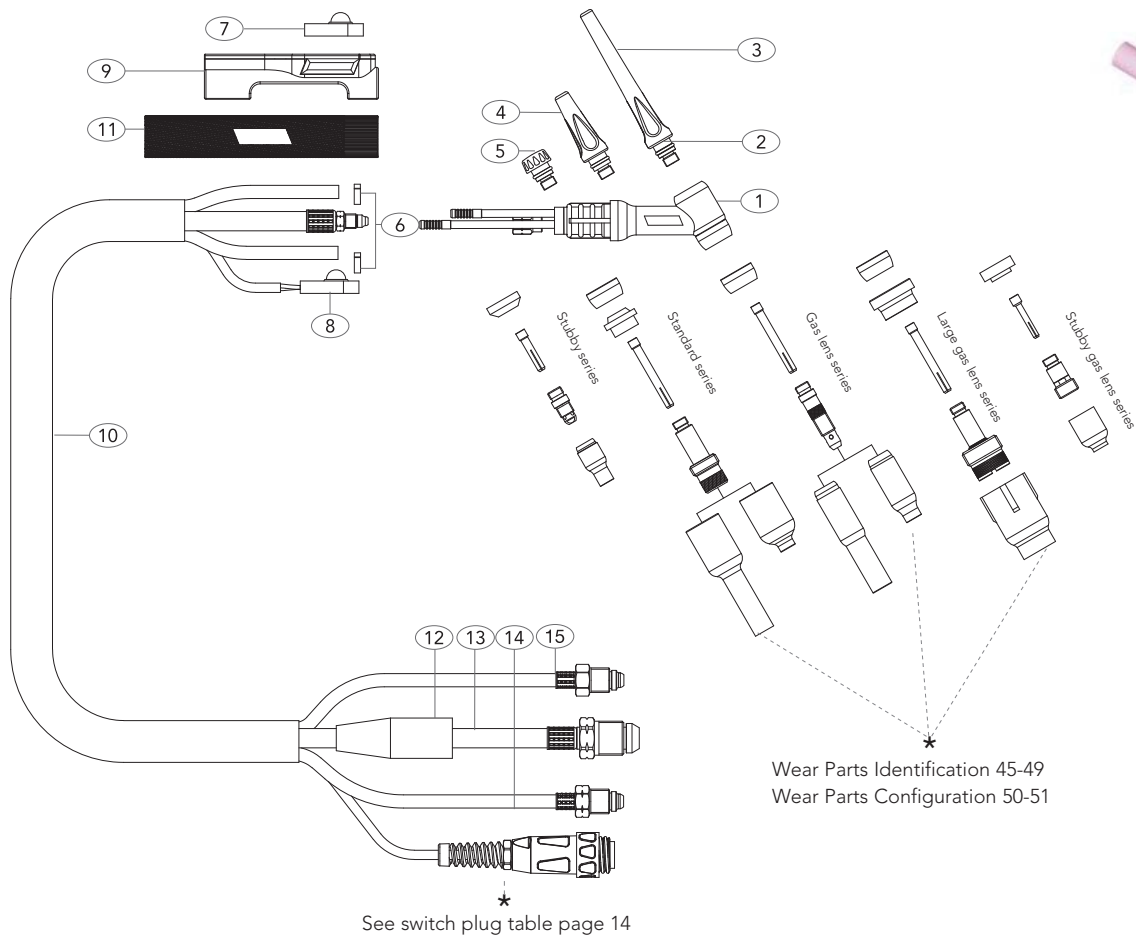
Part Number	Description	Part Number	Description
1 UWP20	Torch Body Standard	13 U0315071	Insulation Boot
2 U98W77	Back Cap 'O' Ring	14 *U45V03-APC#	Power Cable x 12.5ft PVC
3 U41V24	Back Cap Long	*U45V04-APC#	Power Cable x 25f PVC
4 U41V35	Back Cap Medium	*U45V03RP-APC#	Power Cable x 12.5ft
5 U41V33	Back Cap Short	*U45V04RP-APC#	Power Cable x 25ft
6 U5025S	Hose Clamp 8.0mm	15 *U45V07-WF#	Water Feed Hose x 12.5ft PVC
7 PHI-100G	Handle Adaptor	*U45V08-WF#	Water Feed Hose x 25ft PVC
8 U950	Micro Switch Bulbous Button	16 U45V09-GS#	Gas Supply Hose x 12.5ft PVC
9 U950-40	Switch & Leads x 4mt	U45V10-GS#	Gas Supply Hose x 25ft PVC
U950-80	Switch & Leads x 8mt		
10 UBRDZ0591	Small Snap-on Boot		
11 UB1537-40	Cable Assembly Cover x 4mt		
UB1537-80	Cable Assembly Cover x 8mt		
12 UH-100G	Handle Medium		

*Note: Gas and Water hose assemblies are configured by utilizing the main part number and a termination suffix from the appropriate termination table on page 26.

Example: U45V07-WF2
Water feed hose c/w 5/8" UNF LH



All products conform to EN60974-7, CE and are RoHS2, REACH and WEEE compliant



MODEL

Description


WLD Tig Torch Package 7/8" Gas. 5/8"	12.5ft	25ft
Water In/Out, Rubber, Switched and Sheath	UWP18-RBSSW-12-APC4-WF2-GS7	UWP18-RBSSW-25-APC4-WF2-GS7

SPARE PARTS

Part Number	Description	Part Number	Description
1 UWP18	Torch Body Standard	13 *U40V64-APC #	Power Cable x 12.5ft PVC
2 U98W18	Back Cap 'O' Ring	*U41V29-APC #	Power Cable x 25ft PVC
3 U57Y02	Back Cap Long	*U40V64RP-APC #	Power Cable x 12.5ft
4 U300M	Back Cap Medium	*U41V29RP-APC #	Power Cable x 25ft
5 U57Y04	Back Cap Short	14 *U45V07-WF #	Water Feed Hose x 12.5ft PVC
6 UB5041	Hose Clamp 8.7MM	*U45V08-WF #	Water Feed Hose x 25ft PVC
7 U950	Micro Switch Bulbous Button	*U45V07RP-WF #	Water Feed Hose x 12.5ft
8 U950-40	Switch & Leads X 4mt	*U45V08RP-WF #	Water Feed Hose x 25ft
U950-80	Switch & Leads X 8mt	15 *U45V09-GS #	Gas Supply Hose x 12.5ft PVC
9 UBRDZ0590	Large Snap-on Boot	*U45V10-GS #	Gas Supply Hose x 25ft PVC
10 U609123	Cable Assembly Cover X 4mts	*U45V09RP-GS #	Gas Supply Hose x 12.5ft
U609125	Cable Assembly Cover X 8mts	*U45V10RP-GS #	Gas Supply Hose x 25ft
11 UB10N15	Handle, Large Push-on		
12 U0315071	Insulation Boot		

*Note: Gas and Water hose assemblies are configured by utilizing the main part number and a termination suffix from the appropriate termination table on page 26.

Example: U45V07OB-WF2
Water feed hose c/w 5/8" UNF LH



All products conform to EN60974-7, **CE** and are RoHS2, REACH and WEEE compliant

WLD Ribbed Handle Torch Range

USA Terminations



Contents

Features Focus	34
Range Overview	36
Cable Assemblies	38
Torch Package Configurator	39

Torch Model

Ribbed WP9	40
Ribbed WP17	41
Ribbed WP26	42
Ribbed WP20	43
Ribbed WP18	44

Wear Parts

Collets	45
Collet Bodies	46
Gas Lens Bodies	47
Ceramics	48
Gas Lens Cups	49
Wear Parts Configuration Tables	50

WLD Ribbed Handle Torch Range

Features Focus

Torch Packages

A traditional style torch generally offered where "scratch" start and foot switches are utilized.

Ribbed handle torches are not offered with handle mounted switch systems.

Consumable parts

All wear and spare parts are fully interchangeable with the OEM.

Handles

Ribbed features increase the diameter of the handle thereby running cooler in higher duty applications.

Torch Bodies

High temperature resistant silicon rubber provides a lightweight and durable cover.

Accessibility issues are made easier from a choice of SF225 and Multijust™ models that allow for varied front-end set ups and multiple head angle configurations.

Options Include: Standard
Flexible
Valve
Pencil
Multijust™

Cable Systems

Air-Cooled cable assemblies are offered in high performance rubber, mono and 2 piece sets.

Unique cable end crimp systems ensure trouble free terminations.

Rear End Terminations

An extensive range of alternate terminations ensures USA compatibility.



WLD Ribbed Handle Torch Range

Features Focus



Torch Packages

A traditional style torch generally offered where "scratch" start and foot switches are utilized.

Ribbed handle torches are not offered with handle mounted switch systems.

Consumable parts

All wear and spare parts are fully interchangeable with the OEM.

Handles

Ribbed features inc thereby running cool

Torch Bodies

High temperature resistant silicon rubber provides a lightweight and durable cover.

Accessibility issues are made easier from a choice of SF225 and Multijust™ models that allow for varied front-end set ups and multiple head angle configurations.

Options Include: Standard
Flexible
Valve
Pencil
Multijust™


Cable Systems

Liquid-Cooled cable assemblies are offered in PVC high performance rubber or Neoprene.

Zipper covers can be fitted as an option.


Rear End Terminations

An extensive range of alternate terminations ensures USA compatibility.



WLD Ribbed Handle Torch Range

Ratings: 110 Amp to 380 Amp



Technical Data	WP9	WP17	WP26
Cooling Method	Air-Cooled	Air-Cooled	Air-Cooled
Rating: DC	110A	135A	180A
AC	80A	95A	125A
Duty Cycle:	35%	35%	35%
Electrode Size:	1.0-2.4	1.0-3.2	1.0-4.0
Water cooling min. flow rate	-	-	-
Minimum water inlet pressure	-	-	-
Maximum water inlet pressure	-	-	-
Maximum water inlet	-	-	-
Minimum cooling power	-	-	-

Order Codes	12.5ft	RUWP9-RB-12	RUWP17-RB-12	RUWP26-RB-12
	25ft	RUWP9-RB-25	RUWP17-RB-25	RUWP26-RB-25

WLD Ribbed Handle Torch Range

Ratings: 110 Amp to 380 Amp



Technical Data
Cooling Method
Rating: DC
AC
Duty Cycle:
Electrode Size:
Water cooling min. flow rate
Minimum water inlet pressure
Maximum water inlet pressure
Maximum water inlet
Minimum cooling power

WP20
Liquid-Cooled
225A
160A
60%
1.0-3.2
1.0 l/min
2.0 Bar
5.0 Bar
50°C
700W

WP18
Liquid-Cooled
380A
270A
60%
1.0-4.0
1.0 l/min
2.0 Bar
5.0 Bar
50°C
800W

Order Codes	12.5ft	UWP20-PVCSSW-12-APC4-WF2-GS7	UWP18-RBSSW-12-APC4-WF2-GS7
	25ft	UWP20-PVCSSW-25-APC4-WF2-GS7	UWP18-RBSSW-25-APC4-WF2-GS7

Air-Cooled Cable Styles

Air-Cooled cable assemblies are made from Rubber and are offered in mono or 2 piece.

Mono

WP17 available 3/8" UNF RH
or 5/8" UNF RH gas/power
WP26 5/8" UNF RH or 7/8" UNF RH



Rubber Build

2 Piece/ Lug

5/8" UNF RH Only



Rubber Build

2 Piece/ Dinse



Rubber Build

Liquid-Cooled Cable Styles

WP20 Series



PVC Build

WP18 Series



Rubber Build

Handles



Ribbed Handle

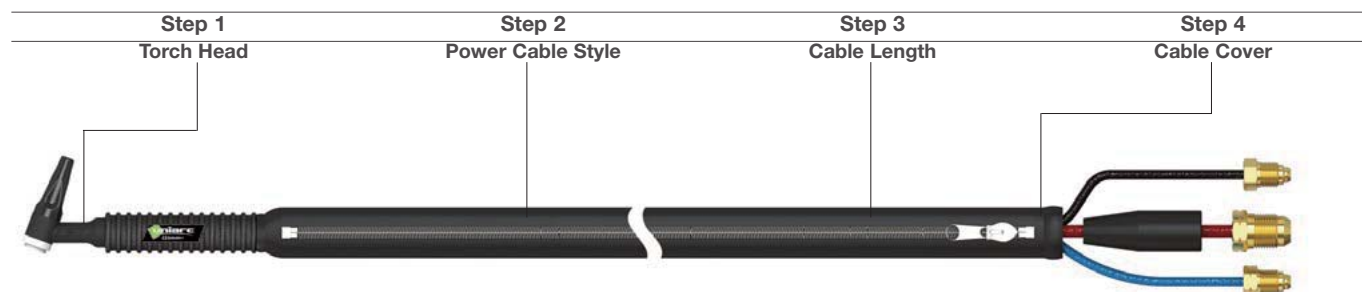
Part Number	Description
1 UH100R	Ribbed Handle, Small Push-on
2 UR-100G-KIT	Ribbed Handle Assembly, Medium Push-on
2-1 UR-100G	Ribbed Handle, Medium Push-on
2-2 PHI-100G	Handle Adaptor
3 UH200R	Ribbed Handle, Large Push-on

Zipper Cover

Part Number	Description
4 UWC-3-10	Zipper Cover - 10ft (3.0m) 25mm Bore
UWC-3-12	Zipper Cover - 12ft (3.6m) 25mm Bore
UWC-3-22	Zipper Cover - 22ft (6.7m) 25mm Bore
UWC-3-25	Zipper Cover - 25ft (7.6m) 25mm Bore
UWC-4-12	Zipper Cover - 12ft (3.6m) 30mm Bore
UWC-4-25	Zipper Cover - 25ft (7.6m) 30mm Bore

WLD Ribbed Handle Torch Range

Torch Package Configurator



Ordering Information

Torch package part numbering is configured using the simple 4 stage system outlined below.

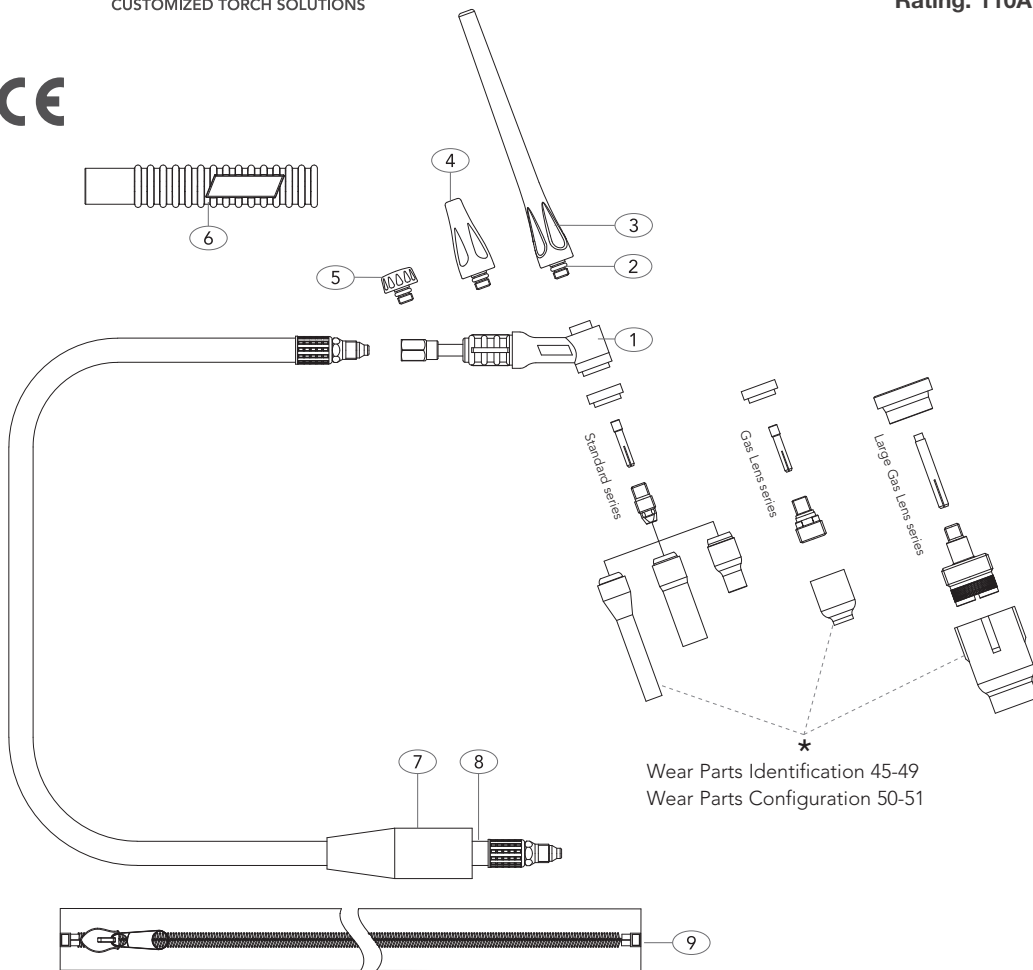
1. Select the correct model of torch head
2. Select the style of cable assembly required
3. Select the length of cable assembly required
4. Add a Zipper Cover if required

Example:- RUWP18-RB-12-ZC1

Ribbed WP18 x 12.5ft c/w Rubber Cables & Zipper Cover.

	Step 1	Step 2	Step 3	Step 4																																														
	Torch Head	Power Cable Style	Cable Length	Cable Cover																																														
Air-Cooled	<table><tr><th>Part No.</th><th>Description</th></tr><tr><td>RUWP9</td><td>125A DC</td></tr><tr><td>RUWP9FX</td><td>125A DC FLEX</td></tr><tr><td>RUWP9FXL</td><td>125A DC FLEX LONG</td></tr><tr><td>RUWP9V</td><td>125A DC VALVE</td></tr><tr><td>RUWP9VFX</td><td>125A DC VALVE FLEX</td></tr><tr><td>RUWP9P</td><td>125A DC PENCIL</td></tr><tr><td>RUWP17</td><td>150A DC</td></tr><tr><td>RUWP17FX</td><td>150A DC FLEX</td></tr><tr><td>RUWP17FXL</td><td>150A DC FLEX LONG</td></tr><tr><td>RUWP17V</td><td>150A DC VALVE</td></tr><tr><td>RUWP17VFX</td><td>150A DC VALVE FLEX</td></tr><tr><td>RUWP26</td><td>180A DC</td></tr><tr><td>RUWP26FX</td><td>180A DC FLEX</td></tr><tr><td>RUWP26V</td><td>180A DC VALVE</td></tr><tr><td>RUWP26VFX</td><td>180A DC VALVE FLEX</td></tr></table>	Part No.	Description	RUWP9	125A DC	RUWP9FX	125A DC FLEX	RUWP9FXL	125A DC FLEX LONG	RUWP9V	125A DC VALVE	RUWP9VFX	125A DC VALVE FLEX	RUWP9P	125A DC PENCIL	RUWP17	150A DC	RUWP17FX	150A DC FLEX	RUWP17FXL	150A DC FLEX LONG	RUWP17V	150A DC VALVE	RUWP17VFX	150A DC VALVE FLEX	RUWP26	180A DC	RUWP26FX	180A DC FLEX	RUWP26V	180A DC VALVE	RUWP26VFX	180A DC VALVE FLEX	<table><tr><th>Part No.</th><th>Description</th></tr><tr><td>RB</td><td>Rubber/Overbraid</td></tr><tr><td>2 RB L</td><td>2 Piece Rubber c/w Lug</td></tr><tr><td>2 RB D</td><td>2 Piece Rubber c/w Dinse Plug</td></tr></table> <p>NOTE: See page 11 for cable assemblies explanation</p>	Part No.	Description	RB	Rubber/Overbraid	2 RB L	2 Piece Rubber c/w Lug	2 RB D	2 Piece Rubber c/w Dinse Plug		<table><tr><th>Part No.</th><th>Description</th></tr><tr><td>ZC1</td><td>Zipper Cover 12ft</td></tr><tr><td>ZC2</td><td>Zipper Cover 25ft</td></tr></table>	Part No.	Description	ZC1	Zipper Cover 12ft	ZC2	Zipper Cover 25ft
	Part No.	Description																																																
	RUWP9	125A DC																																																
	RUWP9FX	125A DC FLEX																																																
	RUWP9FXL	125A DC FLEX LONG																																																
	RUWP9V	125A DC VALVE																																																
	RUWP9VFX	125A DC VALVE FLEX																																																
	RUWP9P	125A DC PENCIL																																																
	RUWP17	150A DC																																																
	RUWP17FX	150A DC FLEX																																																
	RUWP17FXL	150A DC FLEX LONG																																																
	RUWP17V	150A DC VALVE																																																
	RUWP17VFX	150A DC VALVE FLEX																																																
	RUWP26	180A DC																																																
	RUWP26FX	180A DC FLEX																																																
RUWP26V	180A DC VALVE																																																	
RUWP26VFX	180A DC VALVE FLEX																																																	
Part No.	Description																																																	
RB	Rubber/Overbraid																																																	
2 RB L	2 Piece Rubber c/w Lug																																																	
2 RB D	2 Piece Rubber c/w Dinse Plug																																																	
Part No.	Description																																																	
ZC1	Zipper Cover 12ft																																																	
ZC2	Zipper Cover 25ft																																																	
Liquid-Cooled	<table><tr><td>RUWP20</td><td>225A DC</td></tr><tr><td>RUWP20FX</td><td>225A DC FLEX</td></tr><tr><td>RUWP20FXL</td><td>225A DC FLEX LONG</td></tr><tr><td>RUWP20P</td><td>225A DC PENCIL</td></tr><tr><td>RUWP18</td><td>380A DC</td></tr><tr><td>RUWP18FX</td><td>380A DC FLEX</td></tr></table>	RUWP20	225A DC	RUWP20FX	225A DC FLEX	RUWP20FXL	225A DC FLEX LONG	RUWP20P	225A DC PENCIL	RUWP18	380A DC	RUWP18FX	380A DC FLEX																																					
	RUWP20	225A DC																																																
	RUWP20FX	225A DC FLEX																																																
	RUWP20FXL	225A DC FLEX LONG																																																
	RUWP20P	225A DC PENCIL																																																
	RUWP18	380A DC																																																
RUWP18FX	380A DC FLEX																																																	
<p>NOTE: See page 8 for torch heads explanation</p>																																																		

NOTE: See page 8 for torch heads explanation




MODEL

Description	Part Number	
WLD Rubber Tig Torch Package	12.5ft	25ft
	RUWP9-RB-12	RUWP9-RB-25

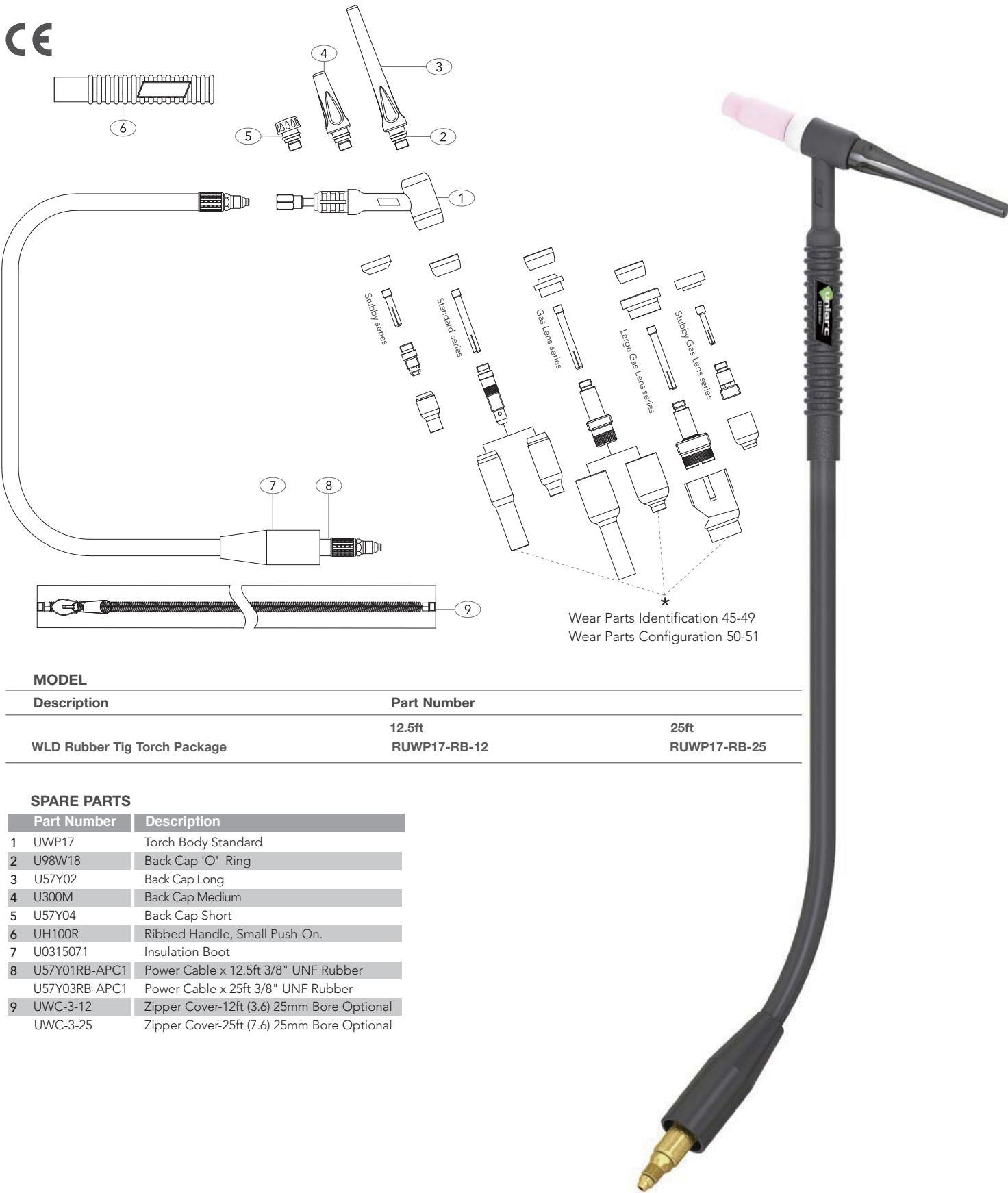
SPARE PARTS

Part Number	Description
1 UWP9	Torch Body Standard
2 U98W77	Back Cap 'O' Ring
3 U41V24	Back Cap Long
4 U41V35	Back Cap Medium
5 U41V33	Back Cap Short
6 UH100R	Ribbed Handle, Small Push-On.
7 U0315071	Insulation Boot
8 U57Y01RB-APC1	Power Cable x 12.5ft 3/8" UNF Rubber
U57Y03RB-APC1	Power Cable x 25ft 3/8" UNF Rubber
9 UWC-3-12	Zipper Cover-12ft (3.6) 25mm Bore Optional
UWC-3-25	Zipper Cover-25ft (7.6) 25mm Bore Optional



All products conform to EN60974-7, **CE** and are RoHS2, REACH and WEEE compliant

WP17 Air-Cooled Tig Welding Torch
Rating: 135 DC, 95A AC @ 35% duty cycle.



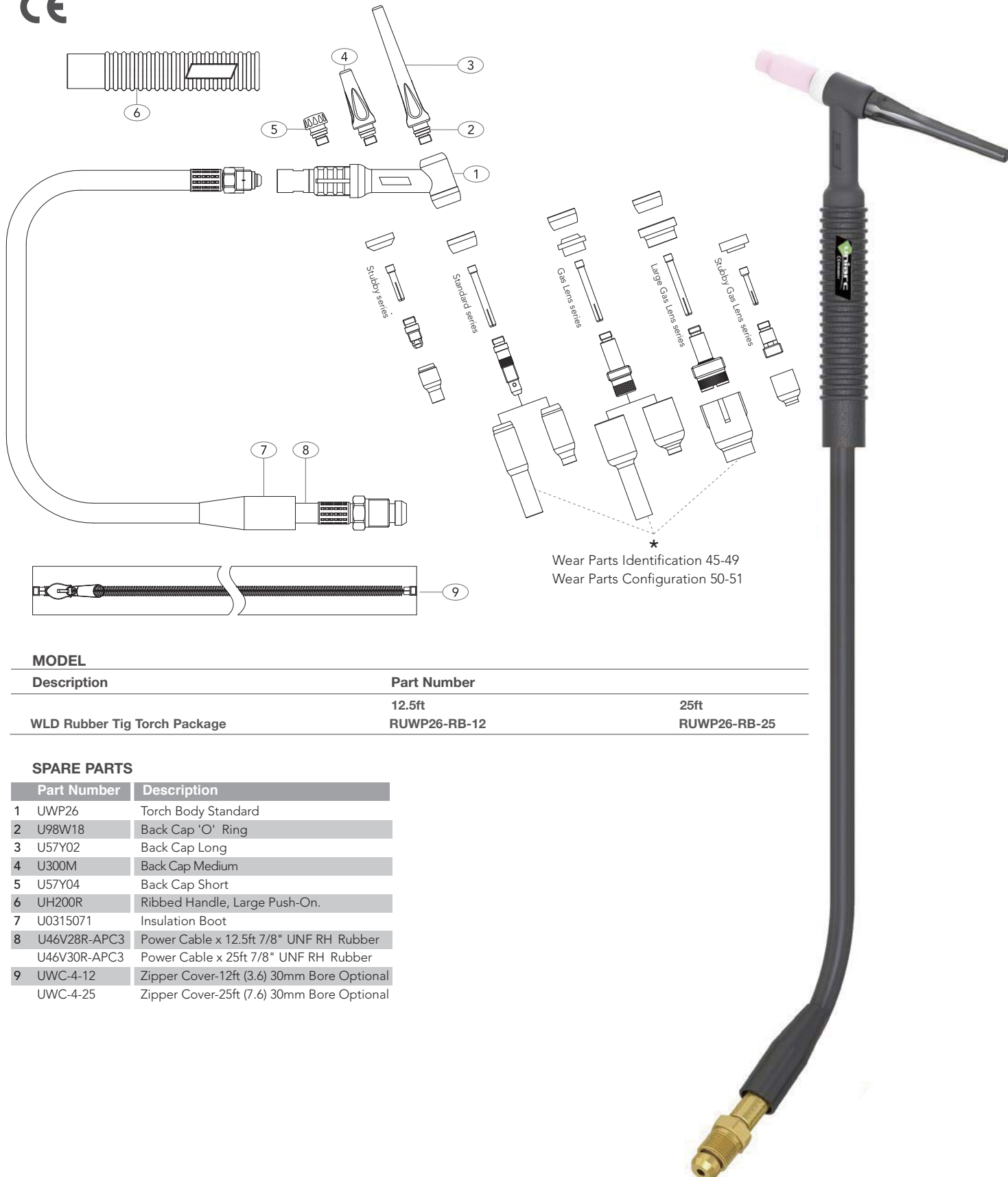
MODEL

Description	Part Number	
	12.5ft	25ft
WLD Rubber Tig Torch Package	RUWP17-RB-12	RUWP17-RB-25

SPARE PARTS

Part Number	Description
1 UWP17	Torch Body Standard
2 U98W18	Back Cap 'O' Ring
3 U57Y02	Back Cap Long
4 U300M	Back Cap Medium
5 U57Y04	Back Cap Short
6 UH100R	Ribbed Handle, Small Push-On.
7 U0315071	Insulation Boot
8 U57Y01RB-APC1	Power Cable x 12.5ft 3/8" UNF Rubber
U57Y03RB-APC1	Power Cable x 25ft 3/8" UNF Rubber
9 UWC-3-12	Zipper Cover-12ft (3.6) 25mm Bore Optional
UWC-3-25	Zipper Cover-25ft (7.6) 25mm Bore Optional

All products conform to EN60974-7, **CE** and are RoHS2, REACH and WEEE compliant



MODEL

Description	Part Number	
	12.5ft	25ft
WLD Rubber Tig Torch Package	RUWP26-RB-12	RUWP26-RB-25

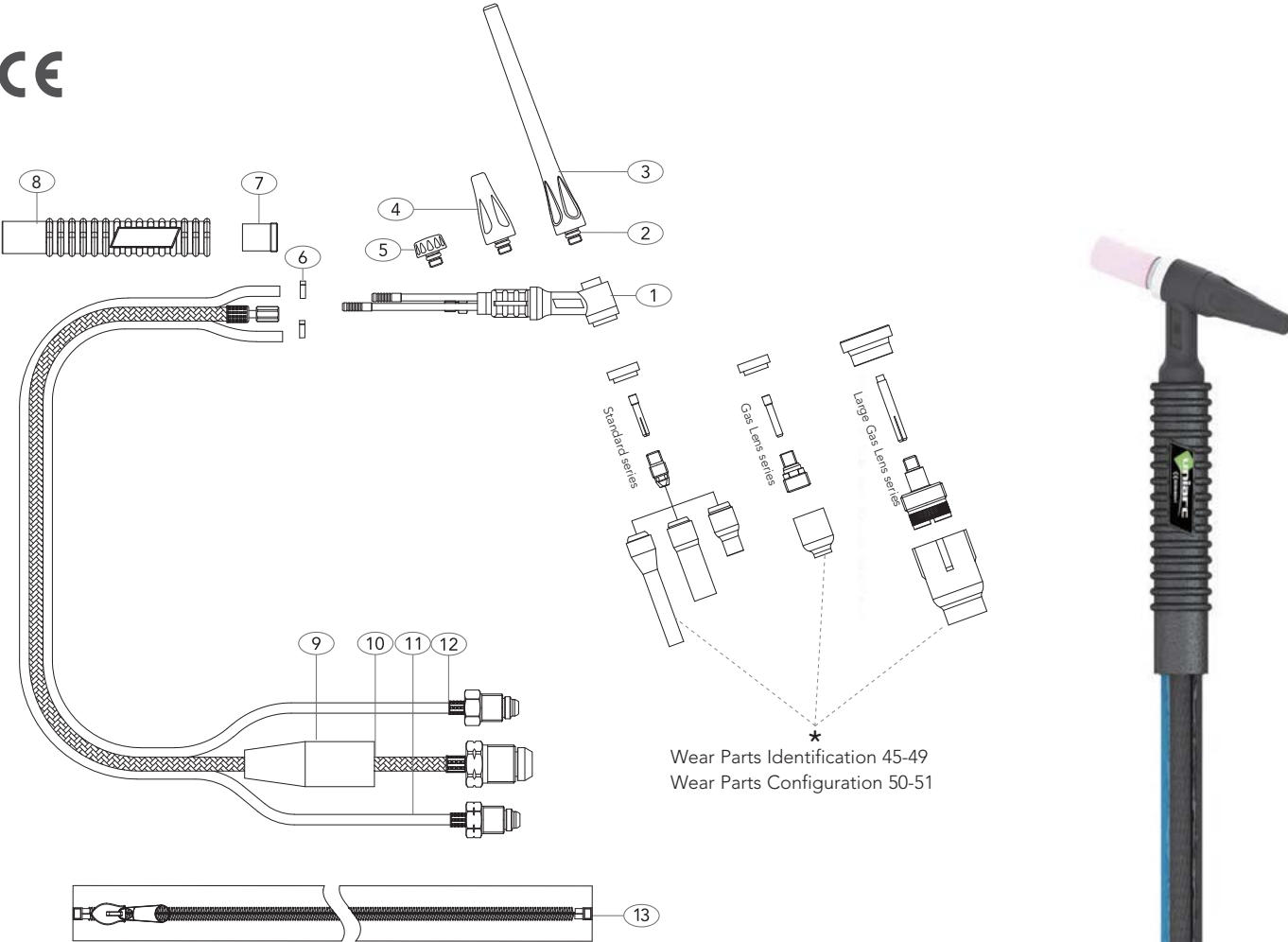
SPARE PARTS

Part Number	Description
1 UWP26	Torch Body Standard
2 U98W18	Back Cap 'O' Ring
3 U57Y02	Back Cap Long
4 U300M	Back Cap Medium
5 U57Y04	Back Cap Short
6 UH200R	Ribbed Handle, Large Push-On.
7 U0315071	Insulation Boot
8 U46V28R-APC3	Power Cable x 12.5ft 7/8" UNF RH Rubber
U46V30R-APC3	Power Cable x 25ft 7/8" UNF RH Rubber
9 UWC-4-12	Zipper Cover-12ft (3.6) 30mm Bore Optional
UWC-4-25	Zipper Cover-25ft (7.6) 30mm Bore Optional

All products conform to EN60974-7, **CE** and are RoHS2, REACH and WEEE compliant

WP20 Liquid-Cooled Tig Welding Torch

Rating: 225A DC, 160A AC @ 60% duty cycle.



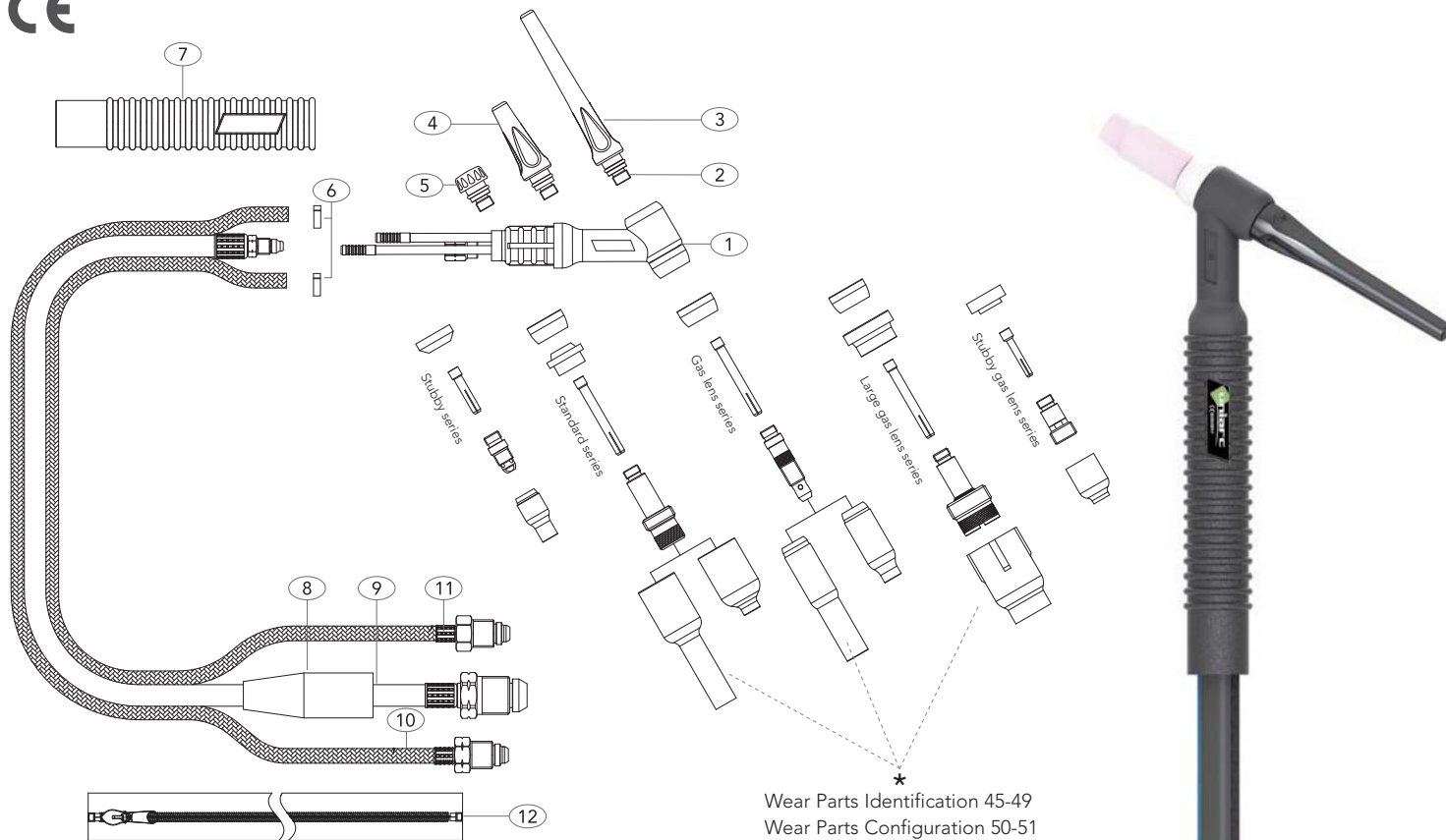
MODEL

Description	Part Number	
	12.5ft	25ft
WLD Rubber Tig Torch Package	UWP20-PVCSSW-12-APC4-WF2-GS7	UWP20-PVCSSW-25-APC4-WF2-GS7

SPARE PARTS

Part Number	Description	Part Number	Description
1	UWP20 Torch Body Standard	11	U45V07-WF2 Water Hose x 12.5ft 5/8" UNF LH PVC
2	U98W77 Back Cap 'O' Ring		U45V08-WF2 Water Hose x 25ft 5/8" UNF LH PVC
3	U41V24 Back Cap Long	12	U45V09-GS7 Gas Hose x 12.5ft 5/8" UNF RH PVC
4	U41V35 Back Cap Medium		U45V10-GS7 Gas Hose x 25ft 5/8" UNF RH PVC
5	U41V33 Back Cap Short	13	UWC-3-12 Zipper Cover-12ft (3.6) 25mm Bore
6	UB5025S Hose Clamp 8.0mm		UWC-3-25 Zipper Cover-25ft (7.6) 25mm Bore
7	PHI-100G Handle Adaptor		
8	UR-100G Ribbed Handle, Medium Push-On.		
9	U0315071 Insulation Boot		
10	U45V03OB-APC4 Power Cable x 12.5ft 7/8" UNF LH OB Rubber Optional		
	U45V04OB-APC4 Power Cable x 25ft 7/8" UNF LH OB Rubber Optional		

All products conform to EN60974-7, and are RoHS2, REACH and WEEE compliant




MODEL

Description	Part Number	
WLD Rubber Tig Torch Package	12.5ft	25ft
	UWP18-RBSSW-12-APC4-WF2-GS7	UWP18-RBSSW-25-APC4-WF2-GS7



SPARE PARTS

Part Number	Description	Part Number	Description
1	UWP18 Torch Body Standard	11	U45V09OB-GS7 Gas Hose x 12.5ft 5/8" UNF RH OB Rubber
2	U98W18 Back Cap 'O' Ring		U45V10OB-GS7 Gas Hose x 25ft 5/8" UNF RH OB Rubber
3	U57Y02 Back Cap Long	12	UWC-4-12 Zipper Cover-12ft (3.6) 30mm Bore
4	U300M Back Cap Medium		UWC-4-25 Zipper Cover-25ft (7.6) 30mm Bore
5	U57Y04 Back Cap Short		
6	UB5041 Hose Clamp 8.7mm		
7	UH200R Ribbed Handle, Large Push-On.		
8	U0315071 Insulation Boot		
9	U40V64RB-APC4 Power Cable x 12.5ft 7/8" UNF LH Male Rubber		
	U41V29RB-APC4 Power Cable x 25ft 7/8" UNF LH Male Rubber		
10	U45V07OB-WF2 Water Hose x 12.5ft 5/8" UNF LH OB Rubber Optional		
	U45V08OB-WF2 Water Hose x 25ft 5/8" UNF LH OB Rubber Optional		



All products conform to EN60974-7, **CE** and are RoHS2, REACH and WEEE compliant

Wear Parts



Standard Collets

Part No.	Description	Bore		WP9	WP17	WP26	WP20	WP18
U10N21	Standard Collet	0.5mm	0.02"	●	●	●	●	●
U10N22	Standard Collet	1.0mm	0.04"	●	●	●	●	●
U10N23	Standard Collet	1.6mm	1/16"	●	●	●	●	●
U10N23M	Standard Collet	2.0mm	5/64"	●	●	●	●	●
U10N24	Standard Collet	2.4mm	3/32"	●	●	●	●	●
U10N25	Standard Collet	3.2mm	1/8"	●	●	●	●	●
U54N20	Standard Collet	4.0mm	5/32"	●	●	●	●	●

U13N20	Standard Collet	0.5mm	0.02"	●	●	●	●	●
U13N21	Standard Collet	1.0mm	0.04"	●	●	●	●	●
U13N22	Standard Collet	1.6mm	1/16"	●	●	●	●	●
U13N22M	Standard Collet	2.0mm	5/64"	●	●	●	●	●
U13N23	Standard Collet	2.4mm	3/32"	●	●	●	●	●
U13N24	Standard Collet	3.2mm	1/8"	●	●	●	●	●

Stubby Series Collets

Part No.	Description	Bore		WP9	WP17	WP26	WP20	WP18
U10N21S	Stubby Series Collet	0.5mm	0.02"	●	●	●	●	●
U10N22S	Stubby Series Collet	1.0mm	0.04"	●	●	●	●	●
U10N23S	Stubby Series Collet	1.6mm	1/16"	●	●	●	●	●
U10N24S	Stubby Series Collet	2.4mm	3/32"	●	●	●	●	●
U10N25S	Stubby Series Collet	3.2mm	1/8"	●	●	●	●	●




USTB13N20	Stubby Series Collet	0.5mm	0.02"	●	●	●	●	●
USTB13N21	Stubby Series Collet	1.0mm	0.04"	●	●	●	●	●
USTB13N22	Stubby Series Collet	1.6mm	1/16"	●	●	●	●	●
USTB13N22M	Stubby Series Collet	2.0mm	5/64"	●	●	●	●	●
USTB13N23	Stubby Series Collet	2.4mm	3/32"	●	●	●	●	●
USTB13N24	Stubby Series Collet	3.2mm	1/8"	●	●	●	●	●

Large Diameter Gas Lens Collets

Part No.	Description	Bore		WP9	WP17	WP26	WP20	WP18
U13N20L	Large Diameter Gas Lens Collet	0.5mm	0.02"	●	●	●	●	●
U13N21L	Large Diameter Gas Lens Collet	1.0mm	0.04"	●	●	●	●	●
U13N22L	Large Diameter Gas Lens Collet	1.6mm	1/16"	●	●	●	●	●
U13N23L	Large Diameter Gas Lens Collet	2.4mm	3/32"	●	●	●	●	●
U13N24L	Large Diameter Gas Lens Collet	3.2mm	1/8"	●	●	●	●	●

● Standard wear part range ● Torch package standard wear part set-up

Wear Parts



Standard Collet Bodies



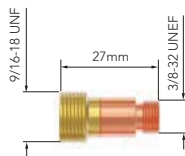

Part No.	Description	Bore		WP9	WP17	WP26	WP20	WP18
U10N29	Standard Collet Body	0.5mm	0.02"	●	●	●	●	●
U10N30	Standard Collet Body	1.0mm	0.04"	●	●	●	●	●
U10N31	Standard Collet Body	1.6mm	1/16"	●	●	●	●	●
U10N31M	Standard Collet Body	2.0mm	5/64"	●	●	●	●	●
U10N32	Standard Collet Body	2.4mm	3/32"	●	●	●	●	●
U10N28	Standard Collet Body	3.2mm	1/8"	●	●	●	●	●
U406488	Standard Collet Body	4.0mm	5/32"	●	●	●	●	●
U13N25	Standard Collet Body	0.5mm	0.02"	●	●	●	●	●
U13N26	Standard Collet Body	1.0mm	0.04"	●	●	●	●	●
U13N27	Standard Collet Body	1.6mm	1/16"	●	●	●	●	●
U13N27M	Standard Collet Body	2.0mm	5/64"	●	●	●	●	●
U13N28	Standard Collet Body	2.4mm	3/32"	●	●	●	●	●
U13N29	Standard Collet Body	3.2mm	1/8"	●	●	●	●	●

Stubby Collet Bodies

Part No.	Description	Bore		WP9	WP17	WP26	WP20	WP18
U17CB20	Stubby Collet Body	3.5		●	●	●	●	●

● Standard wear part range ● Torch package standard wear part set-up

Wear Parts



Gas Lens Bodies

Part No.	Description	Bore		WP9	WP17	WP26	WP20	WP18
U45V29	Gas Lens Body	0.5mm	0.02"	●	●	●	●	●
U45V24	Gas Lens Body	1.0mm	0.04"	●	●	●	●	●
U45V25	Gas Lens Body	1.6mm	1/16"	●	●	●	●	●
U45V25M	Gas Lens Body	2.0mm	5/64"	●	●	●	●	●
U45V26	Gas Lens Body	2.4mm	3/32"	●	●	●	●	●
U45V27	Gas Lens Body	3.2mm	1/8"	●	●	●	●	●
U45V28	Gas Lens Body	4.0mm	5/32"	●	●	●	●	●
U45V41	Gas Lens Body	0.5mm	0.02"	●	●	●	●	●
U45V42	Gas Lens Body	1.0mm	0.04"	●	●	●	●	●
U45V43	Gas Lens Body	1.6mm	1/16"	●	●	●	●	●
U45V43M	Gas Lens Body	2.0mm	5/64"	●	●	●	●	●
U45V44	Gas Lens Body	2.4mm	3/32"	●	●	●	●	●
U45V45	Gas Lens Body	3.2mm	1/8"	●	●	●	●	●

Stubby Gas Lens Bodies



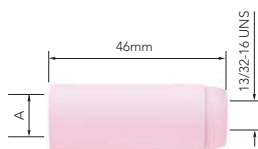
Part No.	Description	Bore		WP9	WP17	WP26	WP20	WP18
USTB45V41	Stubby Gas Lens Body	0.5mm	0.02"	●	●	●	●	●
USTB45V42	Stubby Gas Lens Body	1.0mm	0.04"	●	●	●	●	●
USTB45V43	Stubby Gas Lens Body	1.6mm	1/16"	●	●	●	●	●
USTB45V43M	Stubby Gas Lens Body	2.0mm	5/64"	●	●	●	●	●
USTB45V44	Stubby Gas Lens Body	2.4mm	3/32"	●	●	●	●	●
USTB45V45	Stubby Gas Lens Body	3.2mm	1/8"	●	●	●	●	●

Large Diameter Gas Lens Bodies

Part No.	Description	Bore		WP9	WP17	WP26	WP20	WP18
U45V116	Large Diameter Gas Lens Body	1.6mm	1/16"	●	●	●	●	●
U45V64	Large Diameter Gas Lens Body	2.4mm	3/32"	●	●	●	●	●
U995795	Large Diameter Gas Lens Body	3.2mm	1/8"	●	●	●	●	●
U45V63	Large Diameter Gas Lens Body	4.0mm	5/32"	●	●	●	●	●
U45V0204S	Large Diameter Gas Lens Body	1.0mm	0.04"	●	●	●	●	●
U45V116S	Large Diameter Gas Lens Body	1.6mm	1/16"	●	●	●	●	●
U45V64S	Large Diameter Gas Lens Body	2.4mm	3/32"	●	●	●	●	●
U995795S	Large Diameter Gas Lens Body	3.2mm	1/8"	●	●	●	●	●

● Standard wear part range ● Torch package standard wear part set-up

Wear Parts



Standard Ceramic Cups

Part No.	Description	Size	Bore A	WP9	WP17	WP26	WP20	WP18
U10N44	Standard Ceramic Cup	12	19mm	3/4"	●	●	●	●
U10N45	Standard Ceramic Cup	10	16mm	5/8"	●	●	●	●
U10N46	Standard Ceramic Cup	8	12.5mm	1/2"	●	●	●	●
U10N47	Standard Ceramic Cup	7	11mm	7/6"	●	●	●	●
U10N48	Standard Ceramic Cup	6	10mm	3/8"	●	●	●	●
U10N49	Standard Ceramic Cup	5	8mm	5/16"	●	●	●	●
U10N50	Standard Ceramic Cup	4	6mm	1/4"	●	●	●	●
U13N08	Standard Ceramic Cup	4	6mm	1/4"	●	●	●	●
U13N09	Standard Ceramic Cup	5	8mm	5/16"	●	●	●	●
U13N10	Standard Ceramic Cup	6	10mm	3/8"	●	●	●	●
U13N11	Standard Ceramic Cup	7	11mm	7/16"	●	●	●	●
U13N12	Standard Ceramic Cup	8	12.5mm	1/2"	●	●	●	●
U13N13	Standard Ceramic Cup	10	16mm	5/8"	●	●	●	●

Standard Long Ceramic Cups

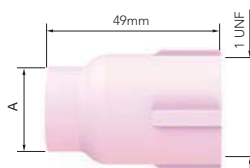
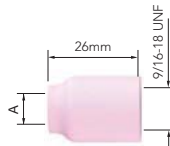
Part No.	Description	Size	Bore A	WP9	WP17	WP26	WP20	WP18
U10N47L	Standard Long Ceramic Cup	7L	11mm	7/16"	●	●	●	●
U10N48L	Standard Long Ceramic Cup	6L	10mm	3/8"	●	●	●	●
U10N49L	Standard Long Ceramic Cup	5L	8mm	5/16"	●	●	●	●
U796F70	Standard Long Ceramic Cup	3	5mm	3/16"	●	●	●	●
U796F71	Standard Long Ceramic Cup	4	6mm	1/4"	●	●	●	●
U796F72	Standard Long Ceramic Cup	5	8mm	5/16"	●	●	●	●
U796F73	Standard Long Ceramic Cup	6	10mm	3/8"	●	●	●	●

Standard Extra Long Ceramic Cups

Part No.	Description	Size	Bore A	WP9	WP17	WP26	WP20	WP18
U796F74	Standard Extra Long Ceramic Cup	3	5mm	3/16"	●	●	●	●
U796F75	Standard Extra Long Ceramic Cup	4	6mm	1/4"	●	●	●	●
U796F76	Standard Extra Long Ceramic Cup	5	8mm	5/16"	●	●	●	●
U796F77	Standard Extra Long Ceramic Cup	6	10mm	3/8"	●	●	●	●

● Standard wear part range ● Torch package standard wear part set-up

Wear Parts



Gas Lens Cups

Part No.	Description	Size	Bore A	WP9	WP17	WP26	WP20	WP18
U53N58	Gas Lens Cup	4	6mm	1/4"	●	●	●	●
U53N59	Gas Lens Cup	5	8mm	5/16"	●	●	●	●
U53N60	Gas Lens Cup	6	10mm	3/8"	●	●	●	●
U53N61	Gas Lens Cup	7	11mm	7/16"	●	●	●	●
U53N61S	Gas Lens Cup	8	12.5mm	1/2"	●	●	●	●
U54N14	Gas Lens Cup	8	12.5mm	1/2"	●	●	●	●
U54N15	Gas Lens Cup	7	11mm	7/16"	●	●	●	●
U54N16	Gas Lens Cup	6	10mm	3/8"	●	●	●	●
U54N17	Gas Lens Cup	5	8mm	5/16"	●	●	●	●
U54N18	Gas Lens Cup	4	6mm	1/4"	●	●	●	●
U54N19	Gas Lens Cup	11	17mm	11/16"	●	●	●	●

Long Gas Lens Ceramic Cups

Part No.	Description	Size	Bore A	WP9	WP17	WP26	WP20	WP18
U54N15L	Long Gas Lens Ceramic Cup	7	11mm	7/16"	●	●	●	●
U54N16L	Long Gas Lens Ceramic Cup	6	10mm	3/8"	●	●	●	●
U54N17L	Long Gas Lens Ceramic Cup	5	8mm	5/16"	●	●	●	●















Large Diameter Gas Lens Cups

Part No.	Description	Size	Bore A	WP9	WP17	WP26	WP20	WP18
U57N74	Large Diameter Gas Lens Cup	8	12.5mm	1/2"	●	●	●	●
U57N75	Large Diameter Gas Lens Cup	6	10mm	3/8"	●	●	●	●
U53N87	Large Diameter Gas Lens Cup	12	19mm	3/4"	●	●	●	●
U53N88	Large Diameter Gas Lens Cup	10	16mm	5/8"	●	●	●	●

● Standard wear part range ● Torch package standard wear part set-up
















Wear Parts Configuration Tables

WP 9/20 Series

					U796F Range Standard Extra Long Ceramic Cup
Standard Series					U796F Range Standard Long Ceramic Cup
	U598882 Gasket	U13N Range Standard Collet	U13N Range Standard Collet Body		U13N Range Standard Ceramic Cup
Gas Lens Series					U53N Range Gas Lens Ceramic Cup
	U598882 Gasket	U13N Range Standard Collet	U45V Range Gas Lens Body		
Large Gas Lens Series					Large Diameter Gas Lens Ceramic Cup
	U54N63-20 Gasket	U13NL Range Large Diameter Gas Lens Collet	U45V Range Large Diameter Gas Lens Body		

*Wear Parts part number and sizes are available on pages 45-49

WP 17/18/26 Series

					U10N Range Standard Long Ceramic Cup	
Standard Series					U10N Range Standard Ceramic Cup	
	U18CG Gasket	U10N Range Standard Collet	U10N Range Standard Collet Body			
Stubby Series					U13N Range Standard Ceramic Cup	
	U18CG20 Gasket	U10N Range Stubby Collet	U17CB20 Stubby Collet Body			
Gas Lens Series						U54N Range Long Gas Lens Ceramic Cup
	U18CG Gasket	U54N01 Gasket	U10N Range Standard Collet	U45 Range Gas Lens Body		U54N Range Gas Lens Ceramic Cup

Wear Parts Configuration Tables



Stubby Gas Lens Series



USTB80300236
Gasket



USTB13N Range
Stubby Collet



USTB45V Range
Stubby Gas Lens Body



U53N Range
Gas Lens Ceramic Cup

Large Gas Lens Series



U18CG
Gasket



U54N63
Gasket



U10N Range
Standard Collet



U45V Range
Large Diameter Gas Lens Body



Large Diameter
Gas Lens Ceramic Cup

*Wear Parts part number and sizes are available on pages 45-49

Welding & Cutting Torch Technology

JINAN UNIARC WELDING TECHNOLOGY CO., LTD

13A Zhangjin Comprehensive Bonded Zone
No.33688, Jing Shi Dong Road
Jinan Area of China (Shandong) Pilot Free Trade Zone
Jinan 250102, P.R. China

Tel: +86 531 88239823

Website: www.uniarctorchology.com

Email: info@uniarctorchology.com

MPU024 / V.2022.12