



Product Catalogue

FRK Range

Contents

FRK Kit

Introduction and Set-Up Overview	1
FRK9-20 Kit	2
FRK17-18-26 Kit	4

Wear Parts

Wedge Collets	6
Gas Lens	6
Stubby Gas Lens	6
Ceramic Cups	7
Quartz Cups	7
Filter Screens	8
Stubby Series Cup Insulator	9
Red Silicone Rubber 'O'- Ring	9
Filter Screen Installation Tool	9

Introduction

FRK wear parts are all purpose consumable items used in addition to a Standard Gas Lens Body set-up.

With a Secondary Replaceable Gauze set in the Nozzle these set-ups have a wider gas envelope for better weld protection and quality results.

Available as Standard Ceramic and High Performance Quartz.

The system allows for a longer stick out of the electrode giving both better access into more difficult to reach joints and improved visibility.


Traditionally used when welding more challenging and exotic materials, the system has now become more widely used as a result of giving the welder a greater degree of flexibility from a single set-up.

The Uniarc FRK series nozzles can be used on all materials and processes (including Pulse with Quartz set-ups) and have a simple and easy to replace front gauze set that pushes into place with a screen installation tool.

Set-Up Overview

Gas Lens Body Set-Up

Recommended Set-Up Parameters For Steel, Aluminum Stainless Steel, Chromoly, Titanium Inconel and other Space Grade Alloys.



Nozzle Size	Bore Size	Suggested Gas Flow Rate	Maximum Tungsten Stick-out	Ceramic Nozzle	Quartz Option	Tungsten Size (mm)							
						1.0	1.6	2.4	3.2	4.0	4.8	6.4	
10	17mm-5/8"	12 l/min	20mm	●	●	●	●	●	●	●	●	●	●
12	20mm-3/4"	12-14 l/min	25mm	●	●	●	●	●	●	●	●	●	●
14	23mm-15/16"	14-17 l/min	25mm	●	●	●	●	●	●	●	●	●	●
16	25mm-1"	14-21 l/min	35mm	●	●	●	●	●	●	●	●	●	●

Note:

Maximum Recommended Tungsten for Quartz is 3.2mm

- Max Amps with 1/16"-1.6mm Tungsten 70-150A DC / 60-125A AC
- Max Amps with 3/32"-2.4mm Tungsten 150-250A DC / 120-210A AC
- Max Amps with 1/8"-3.2mm Tungsten 225-330A DC / 150-250A AC

A minimum electrode stick out of 5mm is recommended when using Aluminum processes to prevent clogging of gauze set from weld fume and spatter.




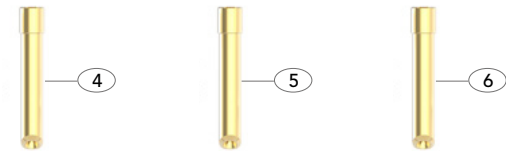
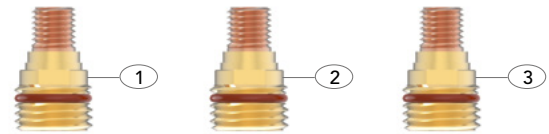
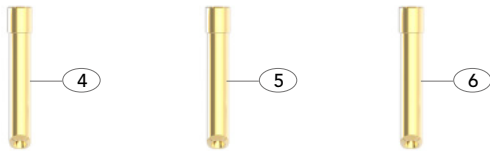
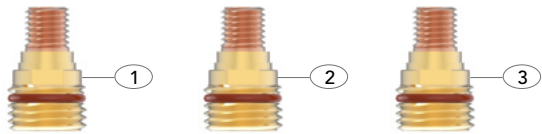
Ceramic



Quartz



The O Ring is not needed when using Ceramic Cups



FRK9 / 20 Kit

FRK9/20 Kit Complete Kit Includes:

Part Number	Description
1 U45V43QZ	Gas Lens Assembly 1/16"-1.6mm With 'O' Ring
2 U45V44QZ	Gas Lens Assembly 3/32"-2.4mm With 'O' Ring
3 U45V45QZ	Gas Lens Assembly 1/8"-3.2mm With 'O' Ring
4 2CGS-16	Wedge Collet 1/16"-1.6mm
5 2CGS-24	Wedge Collet 3/32"-2.4mm
6 2CGS-32	Wedge Collet 1/8"-3.2mm
7 JZ10C-F24	JZ10 Ceramic Cup-Bore 17mm With 2.4mm Filter Screen
8 FP12C-F24	FP12 Ceramic Cup-Bore 20mm With 2.4mm Filter Screen
9 MK14C-F24	MK14 Ceramic Cup-Bore 23mm With 2.4mm Filter Screen
10 BBWC-F24	BBW Ceramic Cup-Bore 25mm With 2.4mm Filter Screen
11 JZ10Q-F24	JZ10 Quartz Cup-Bore 17mm With 2.4mm Filter Screen
12 FP12Q-F24	FP12 Quartz Cup-Bore 20mm With 2.4mm Filter Screen
13 MK14Q-F24	MK14 Quartz Cup-Bore 23mm With 2.4mm Filter Screen
14 BBWQ-F24	BBW Quartz Cup-Bore 25mm With 2.4mm Filter Screen

Part Number	Description
15 JZ10D16	JZ10 Cup Filter Screen 1/16"-1.6mm
JZ10D32	JZ10 Cup Filter Screen 1/8"-3.2mm
16 FP12D16	FP12 Cup Filter Screen 1/16"-1.6mm
FP12D32	FP12 Cup Filter Screen 1/8"-3.2mm

Note: Filter Screens are not interchangeable with OEM Furick® systems

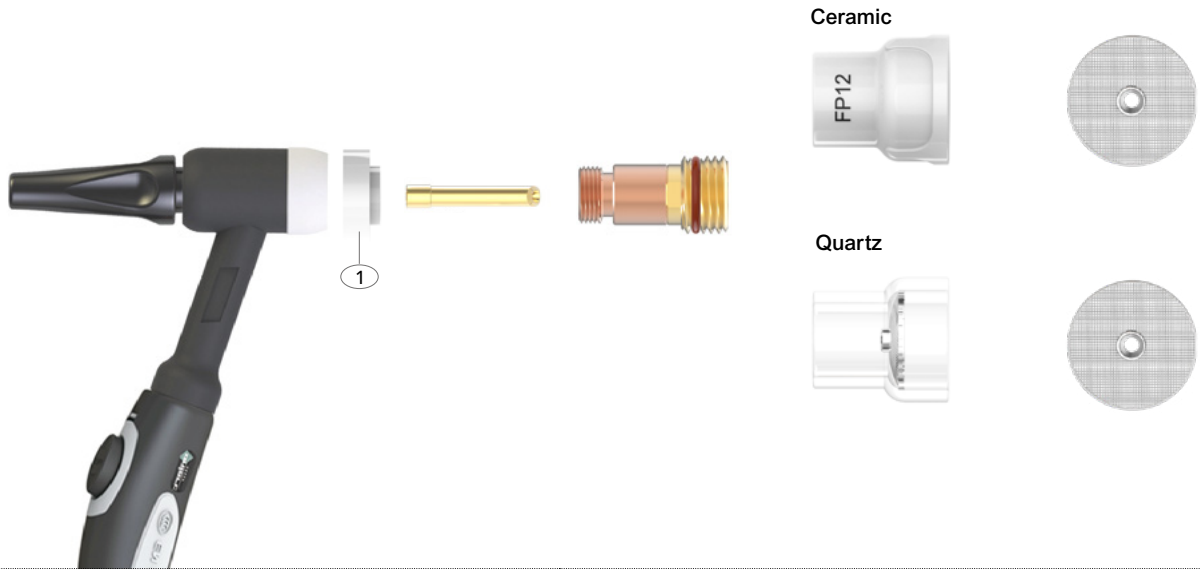
17 MK14D16	MK14 Cup Filter Screen 1/16"-1.6mm
MK14D32	MK14 Cup Filter Screen 1/8"-3.2mm
18 BBWD16	BBW Cup Filter Screen 1/16"-1.6mm
BBWD32	BBW Cup Filter Screen 1/8"-3.2mm

19 U98W18	Red Silicone Rubber 'O' Ring
20 IT-D162432	Filter Screen Installation Tool

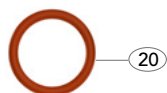
FRK9 / 20 Kit Packaging



All Trademarks are the property of their respective owners and usage is for cross reference only



The O Ring is not needed when using Ceramic Cups



FRK17 / 18 / 26 Kit

FRK17/18/26 Kit Complete Kit Includes:

Part Number	Description
1	USTB80300236 Stubby Series Cup Insulator
2	USTB45V43QZ Stubby Gas Lens 1/16"-1.6mm With 'O' Ring
3	USTB45V44QZ Stubby Gas Lens 3/32"-2.4mm With 'O' Ring
4	USTB45V45QZ Stubby Gas Lens 1/8"-3.2mm With 'O' Ring
5	4CGS-16 Wedge Collet 1/16"-1.6mm
6	4CGS-24 Wedge Collet 3/32"-2.4mm
7	4CGS-32 Wedge Collet 1/8"-3.2mm
8	JZ10C-F24 JZ10 Ceramic Cup-Bore 17mm With 2.4mm Filter Screen
9	FP12C-F24 FP12 Ceramic Cup-Bore 20mm With 2.4mm Filter Screen
10	MK14C-F24 MK14 Ceramic Cup-Bore 23mm With 2.4mm Filter Screen
11	BBWC-F24 BBW Ceramic Cup-Bore 25mm With 2.4mm Filter Screen
12	JZ10Q-F24 JZ10 Quartz Cup - Bore 17mm With 2.4mm Filter Screen
13	FP12Q-F24 FP12 Quartz Cup - Bore 20mm With 2.4mm Filter Screen
14	MK14Q-F24 MK14 Quartz Cup-Bore 23mm With 2.4mm Filter Screen
15	BBWQ-F24 BBW Quartz Cup-Bore 25mm With 2.4mm Filter Screen

Part Number	Description
16	JZ10D16 JZ10 Cup Filter Screen 1/16"-1.6mm
	JZ10D32 JZ10 Cup Filter Screen 1/8"-3.2mm
17	FP12D16 FP12 Cup Filter Screen 1/16"-1.6mm
	FP12D32 FP12 Cup Filter Screen 1/8"-3.2mm
18	MK14D16 MK14 Cup Filter Screen 1/16"-1.6mm
	MK14D32 MK14 Cup Filter Screen 1/8"-3.2mm
19	BBWD16 BBW Cup Filter Screen 1/16"-1.6mm
	BBWD32 BBW Cup Filter Screen 1/8"-3.2mm
20	U98W18 Red Silicone Rubber 'O' Ring
21	IT-D162432 Filter Screen Installation Tool


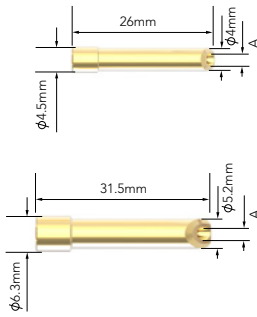
Note: Filter Screens are not interchangeable with OEM Furick® systems

FRK17 / 18 / 26 Kit



All Trademarks are the property of their respective owners and usage is for cross reference only

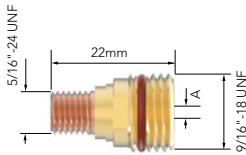
Wear Parts



Wedge Collets

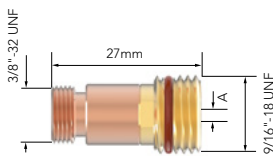
Part No.	Description	Bore A		WP9	WP17	WP18	WP20	WP26
2CGS-16	Wedge Collet	1.6mm	1/16"	●	●	●	●	●
2CGS-24	Wedge Collet	2.4mm	3/32"	●	●	●	●	●
2CGS-32	Wedge Collet	3.2mm	1/8"	●	●	●	●	●
4CGS-16	Wedge Collet	1.6mm	1/16"	●	●	●	●	●
4CGS-24	Wedge Collet	2.4mm	3/32"	●	●	●	●	●
4CGS-32	Wedge Collet	3.2mm	1/8"	●	●	●	●	●

Gas Lens



Part No.	Description	Bore A		WP9	WP17	WP18	WP20	WP26
U45V43QZ	Gas Lens With 'O'- Ring	1.6mm	1/16"	●	●	●	●	●
U45V44QZ	Gas Lens With 'O'- Ring	2.4mm	3/32"	●	●	●	●	●
U45V45QZ	Gas Lens With 'O'- Ring	3.2mm	1/8"	●	●	●	●	●

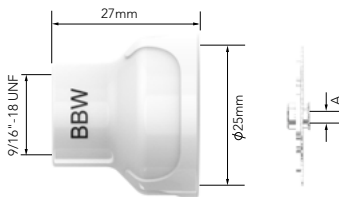

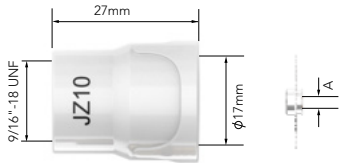
Stubby Gas Lens



Part No.	Description	Bore A		WP9	WP17	WP18	WP20	WP26
USTB45V43QZ	Stubby Gas Lens With 'O'- Ring	1.6mm	1/16"	●	●	●	●	●
USTB45V44QZ	Stubby Gas Lens With 'O'- Ring	2.4mm	3/32"	●	●	●	●	●
USTB45V45QZ	Stubby Gas Lens With 'O'- Ring	3.2mm	1/8"	●	●	●	●	●

● Standard wear part range ● Torch package standard wear part set-up

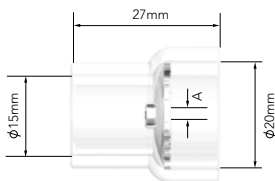
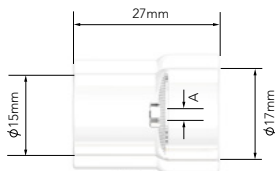
Wear Parts



Ceramic Cups

Part No.	Description	Bore A		WP9	WP17	WP18	WP20	WP26
JZ10C-F16	JZ10 Ceramic Cup-Bore 17mm With Filter Screen	1.6mm	1/16"	●	●	●	●	●
JZ10C-F24	JZ10 Ceramic Cup-Bore 17mm With Filter Screen	2.4mm	3/32"	●	●	●	●	●
JZ10C-F32	JZ10 Ceramic Cup-Bore 17mm With Filter Screen	3.2mm	1/8"	●	●	●	●	●
FP12C-F16	FP12 Ceramic Cup-Bore 20mm With Filter Screen	1.6mm	1/16"	●	●	●	●	●
FP12C-F24	FP12 Ceramic Cup-Bore 20mm With Filter Screen	2.4mm	3/32"	●	●	●	●	●
FP12C-F32	FP12 Ceramic Cup-Bore 20mm With Filter Screen	3.2mm	1/8"	●	●	●	●	●
MK14C-F16	MK14 Ceramic Cup-Bore 23mm With Filter Screen	1.6mm	1/16"	●	●	●	●	●
MK14C-F24	MK14 Ceramic Cup-Bore 23mm With Filter Screen	2.4mm	3/32"	●	●	●	●	●
MK14C-F32	MK14 Ceramic Cup-Bore 23mm With Filter Screen	3.2mm	1/8"	●	●	●	●	●
BBWC-F16	BBW Ceramic Cup-Bore 25mm With Filter Screen	1.6mm	1/16"	●	●	●	●	●
BBWC-F24	BBW Ceramic Cup-Bore 25mm With Filter Screen	2.4mm	3/32"	●	●	●	●	●
BBWC-F32	BBW Ceramic Cup-Bore 25mm With Filter Screen	3.2mm	1/8"	●	●	●	●	●

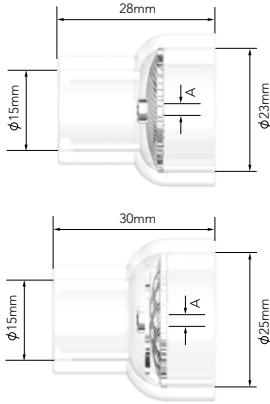
Quartz Cups



Part No.	Description	Bore A		WP9	WP17	WP18	WP20	WP26
JZ10Q-F16	JZ10 Quartz Cup-Bore 17mm With Filter Screen	1.6mm	1/16"	●	●	●	●	●
JZ10Q-F24	JZ10 Quartz Cup-Bore 17mm With Filter Screen	2.4mm	3/32"	●	●	●	●	●
JZ10Q-F32	JZ10 Quartz Cup-Bore 17mm With Filter Screen	3.2mm	1/8"	●	●	●	●	●
FP12Q-F16	FP12 Quartz Cup-Bore 20mm With Filter Screen	1.6mm	1/16"	●	●	●	●	●
FP12Q-F24	FP12 Quartz Cup-Bore 20mm With Filter Screen	2.4mm	3/32"	●	●	●	●	●
FP12Q-F32	FP12 Quartz Cup-Bore 20mm With Filter Screen	3.2mm	1/8"	●	●	●	●	●

● Standard wear part range ● Torch package standard wear part set-up

Wear Parts



Quartz Cups

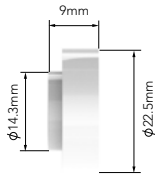
Part No.	Description	Bore A		WP9	WP17	WP18	WP20	WP26
MK14Q-F16	MK14 Quartz Cup-Bore 23mm With Filter Screen	1.6mm	1/16"	●	●	●	●	●
MK14Q-F24	MK14 Quartz Cup-Bore 23mm With Filter Screen	2.4mm	3/32"	●	●	●	●	●
MK14Q-F32	MK14 Quartz Cup-Bore 23mm With Filter Screen	3.2mm	1/8"	●	●	●	●	●
BBWQ-F16	BBW Quartz Cup-Bore 25mm With Filter Screen	1.6mm	1/16"	●	●	●	●	●
BBWQ-F24	BBW Quartz Cup-Bore 25mm With Filter Screen	2.4mm	3/32"	●	●	●	●	●
BBWQ-F32	BBW Quartz Cup-Bore 25mm With Filter Screen	3.2mm	1/8"	●	●	●	●	●

Filter Screens

Part No.	Description	Bore A		WP9	WP17	WP18	WP20	WP26
JZ10D16	JZ10 Cup Filter Screen	1.6mm	1/16"	●	●	●	●	●
JZ10D24	JZ10 Cup Filter Screen	2.4mm	3/32"	●	●	●	●	●
JZ10D32	JZ10 Cup Filter Screen	3.2mm	1/8"	●	●	●	●	●
FP12D16	FP12 Cup Filter Screen	1.6mm	1/16"	●	●	●	●	●
FP12D24	FP12 Cup Filter Screen	2.4mm	3/32"	●	●	●	●	●
FP12D32	FP12 Cup Filter Screen	3.2mm	1/8"	●	●	●	●	●
MK14D16	MK14 Cup Filter Screen	1.6mm	1/16"	●	●	●	●	●
MK14D24	MK14 Cup Filter Screen	2.4mm	3/32"	●	●	●	●	●
MK14D32	MK14 Cup Filter Screen	3.2mm	1/8"	●	●	●	●	●
BBWD16	BBW Cup Filter Screen	1.6mm	1/16"	●	●	●	●	●
BBWD24	BBW Cup Filter Screen	2.4mm	3/32"	●	●	●	●	●
BBWD32	BBW Cup Filter Screen	3.2mm	1/8"	●	●	●	●	●

● Standard wear part range ● Torch package standard wear part set-up

Wear Parts



Stubby Series Cup Insulator

Part No. Description

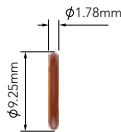
WP9
WP17
WP18
WP20
WP26

USTB80300236	Stubby Series Cup Insulator	●	●	●	●	●
--------------	-----------------------------	---	---	---	---	---

Red Silicone Rubber 'O'-Ring

Part No. Description

WP9
WP17
WP18
WP20
WP26




U98W18	Red Silicone Rubber 'O'-Ring	●	●	●	●	●
--------	------------------------------	---	---	---	---	---

Filter Screen Installation Tool

Part No. Description

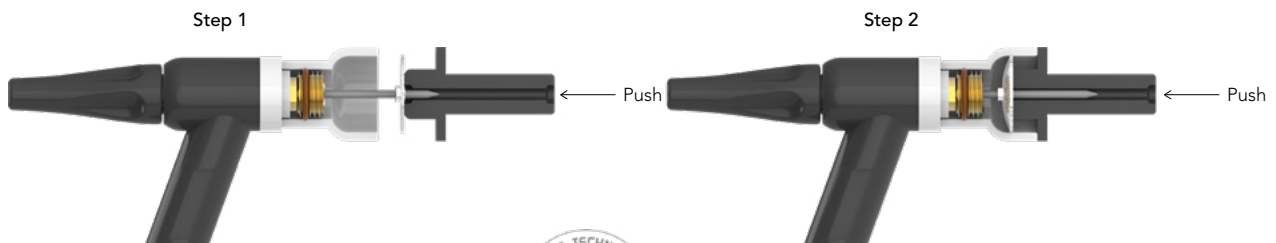
WP9
WP17
WP18
WP20
WP26



IT-D162432	Filter Screen Installation Tool	●	●	●	●	●
------------	---------------------------------	---	---	---	---	---

Filter Screen Installation Guide

How To Install:



How To Disassemble:



● Standard wear part range ● Torch package standard wear part set-up

Welding & Cutting Torch Technology

JINAN UNIARC WELDING TECHNOLOGY CO., LTD

13A Zhangjin Comprehensive Bonded Zone
33688, Jing Shi Dong Road
Jinan Area of China (Shandong) Pilot Free Trade Zone
Jinan 250102, P.R. China

Tel: +86 531 88239823

Website: www.uniarctorchology.com

Email: info@uniarctorchology.com

V.2023.03